



# Ground Power

Central VA Chapter, Armor Modeling & Preservation Society | John Robinson, Editor | Volume 29 No. 1

## INSIDE THIS ISSUE

Headlines .....	1
AMPS Membership .....	2
Upcoming Shows/Events .....	3-6
Member Projects .....	7-18
Quartermaster .....	19

## UPCOMING CHAPTER EVENTS

<b>JAN 27</b>	Saturday 9:00a.m.- 6:00p.m.; 6:30p.m.- 9:00p.m. <b>BUILD DAY &amp; MEETING</b> VFW Post 10657 DEMO: Using Dry Transfer Insignia for Figures by Frank Blanton
<b>FEB 16</b>	Friday pm <b>MEETING: VFW Post 10657</b> DEMO: Artist Oil Paints by John Robinson
<b>MAR 22</b>	Friday pm <b>MEETING: VFW Post 10657</b> DEMO: Making Headlights by Ashley Abernathy

## MEETING AGENDA

*(segments vary in length)*

- 6:30 OPENING REMARKS, UPDATES
- DEMONSTRATION (~30 min.)
- PASS IN REVIEW (~90 min.)

## LOCATION

VFW Post 10657  
11568 Cedar Lane  
Ashland, VA 23005

## PRE-MEETING DINNER



Q Barbeque at 5:15 p.m.  
1070 Virginia Center Pkwy.  
Glen Allen, VA 23059  
*(Pizzaro is now out of business)*

## January Meeting and Build Day - Same Day

At the December meeting, the scheduling of our Model Building Days was discussed. A change was suggested and approved for 2024. The change is that on months when we have scheduled a Model Building Saturday, our monthly meeting will also occur on that Saturday at the usual evening hours of 6:30 p.m. to 9:00 p.m. On the months when we DON'T have a scheduled Model Building Saturday, there is no change - they occur on the fourth Friday evenings.

We had previously scheduled four Model Building Saturdays in the year, but we will explore scheduling six per year. We will try to alternate between the two schedules each month so it's easier to remember. We have NOT yet fully approved the schedule for the entire year. That depends on the calendar at the VFW Post, so watch for a new chapter events calendar to be included in the newsletter as soon as we have all the dates.

This schedule was well received when discussed at the meeting. It is better for those that drive long distances towards Richmond and/or work on Fridays. No schedule is perfect for everyone, but this adds another option for attending a meeting.

-----  
| We are beginning the new schedule this month by having a Model Building Day AND |  
| meeting on Saturday the 27th. The doors open at 9:00 a.m. for the build day and we |  
will break at 6:00 p.m. to set up the room for the meeting to begin at 6:30 p.m.

## February Meeting Rescheduled

In February, many of our members are assisting IPMS Richmond set up for the Old Dominion Open on February 23, so we will meet on Friday, February 16.

## AMPS-CV Model Building Retreat: April 30-May 5

Mike Petty is taking reservations but spots are limited. If you didn't already reserve yours, email Mike at [tanker@va.metrocast.net](mailto:tanker@va.metrocast.net). When the count reaches 18, you can still sign up but you'll be on a waiting list for cancellations.

## AMPS South Region Update

South Region AMPS 2nd VP Ed Ingersoll recently distributed the AMPS South Region Update and you can [Download it here](#).



# BORESIGHT

THE AMPS MEMBERSHIP MAGAZINE NOVEMBER / DECEMBER 2023

PRAGUE SPRING  
1968  
SU-122 54  
EARLY  
1/48

NEPOVOLANYM  
VSTUP PRISNE  
ZAKAZAN

Quarterscale Occupier • Like Father  
Like Son • Book Review: Ukraine at  
War: Invasion! • The Western Canadian  
AMPS Regional Model Show Report  
• Know Your Officer • Local Chapter  
News & Upcoming Shows

## Boresight November/December 2023

Building a 1/48th scale Su-122-54 by Stan Spooner

Building and improving 3D printed TL.37  
by Fernando Sanchez

The Western Canadian AMPS Regional Model Show  
by Anthony Sowards

Book Review: Ukraine at War: Vol. 1 - Invasion!  
by Greg Beckman

Know Your Officer: Brian Eberle

Local Chapter News & Upcoming Shows by the Editor

	1 year	2 years	3 years
USA	\$30	\$55	\$80
Canada/Mexico	\$35	\$65	\$95
International	\$40	\$75	\$110
Junior*	\$15	\$30	\$45
Family**	\$15	\$10	\$15
Digital***	\$25	\$45	\$65

\* Juniors: members aged 17 years or younger.

\*\* Family: active regular members living at the same address.

\*\*\* Available to International members living outside North America.

Membership includes the society's Boresight magazine that is published six times per year. In it are exclusive articles about armor research and modeling.

## Renew or start your AMPS membership online at: [www.amps-armor.org](http://www.amps-armor.org)

PayPal, Visa and MasterCard accepted

To pay by check or money order, enter your delivery information at right and mail it with your payment to:

AMPS Membership  
PO Box 807  
Thorn Run Rd.  
Moon Township, PA  
15108-9998  
USA

Name: \_\_\_\_\_

Address: \_\_\_\_\_

City: \_\_\_\_\_

Zip Code: \_\_\_\_\_

State: \_\_\_\_\_

Country: \_\_\_\_\_

Email: \_\_\_\_\_



# IPMS RICHMOND

International Plastic Modelers' Society : Richmond, VA Chapter

Since 1976

## 2024 Old Dominion Open Scale Model Show & Contest

### Saturday, February 24

**80 Model Display Categories**  
**Extensive Vendor Marketplace**  
**Huge Modeler's Drawing**

1st, 2nd & 3rd place awards for each category, plus these special awards:

**Judges' Best In Show • Best Junior**  
**Best Aircraft • Best Automotive • Best Diorama • Best Figure**  
**Best Gundam • Best Maritime • Best Military Vehicle**  
**Best Real Space & Sci-Fi**

#### **Schedule**

**Doors open at 8:30 a.m.**

**Vendors open all day**

**Registration Closes at 12:00 noon**

**Judging Starts at 12:30 p.m.**



#### **Location (new this year)**

**Richmond Raceway Complex**

**The Old Dominion Building**

**600 E. Laburnum Ave.**

**Richmond, VA 23222**

General inquiries, please contact Bob Walls: [robertwalls@comcast.net](mailto:robertwalls@comcast.net)

Find IPMS Richmond online:

[ipmsrichmond.blogspot.com](http://ipmsrichmond.blogspot.com)

[facebook.com/IPMSRichmond](https://facebook.com/IPMSRichmond)







# AMPS Atlanta 2024

February 9-11, 2024



## Armored Personnel Carriers

WW II to Present

**Eligibility for the show theme is defined by:**

“Wheeled, Tracked or Half-tracked vehicles specifically designed as an armored troop carrier ”

Join us for our 15th annual AMPS Atlanta model contest and show! Our show provides a great opportunity to tune up your models in time for the AMPS Nationals. There are loads of vendor tables, not to mention great Southern hospitality and weather. All models are judged using the AMPS open system.

Not just a model show, there will be great figures on display as well as educational seminars.



Hilton Atlanta Northeast  
5993 Peachtree Industrial Blvd  
Peachtree Corners,  
GA 30092  
(770) 447-4747



[More Information:](#)  
[www.ampsatlanta.org](http://www.ampsatlanta.org)  
[www.facebook.com/  
groups/ampsatlanta/](https://www.facebook.com/groups/ampsatlanta/)



# AMPS 2024

## International Convention

South Bend, Indiana • April 11-13


**Contest**  
**Awards**  
**Vendors**



**Seminars**  
**Demos**  
**Raffle**



The convention theme is "1944." It was a year the world was at war and Armor units played a huge part in the titanic struggles that were occurring all over Europe, the Mediterranean, and the Pacific.



From the steppes of Russia, the hills in Italy, to the far off shores of tropic Islands, mechanized battles raged that would change the course of World War II and tighten the noose around the axis powers.

Century Center • 120 Dr Martin Luther King Jr. Blvd. • South Bend, IN 46601

Visit the AMPS website for more details: [AMPS-Armor.org](http://AMPS-Armor.org)



2024

	S	M	T	W	Th	F	S	
<b>JANUARY</b>	31	01	02	03	04	05	06	
	07	08	09	10	11	12	13	
	14	15	16	17	18	19	20	
AMPS-CV Meeting	21	22	23	24	25	26	27	
<b>FEBRUARY</b>	28	29	30	31	01	02	03	
	04	05	06	07	08	09	10	
	11	12	13	14	15	16	17	
AMPS-CV Meeting	18	19	20	21	22	23	24	Old Dominion Open, Richmond, VA
<b>MARCH</b>	25	26	27	28	29	01	02	
	03	04	05	06	07	08	09	
	10	11	12	13	14	15	16	
AMPS-CV Meeting	17	18	19	20	21	22	23	
	24	25	26	27	28	29	30	
<b>APRIL</b>	31	01	02	03	04	05	06	
	07	08	09	10	11	12	13	
	14	15	16	17	18	19	20	
AMPS-CV Meeting	21	22	23	24	25	26	27	
<b>MAY</b>	28	29	30	01	02	03	04	AMPS-CV Modeler's Retreat, Fort A.P. Hill, VA
	05	06	07	08	09	10	11	
	12	13	14	15	16	17	18	
AMPS-CV Meeting	19	20	21	22	23	24	25	
<b>JUNE</b>	26	27	28	29	30	31	01	
	02	03	04	05	06	07	08	
	09	10	11	12	13	14	15	
	16	17	18	19	20	21	22	
AMPS-CV Meeting	23	24	25	26	27	28	29	
<b>JULY</b>	30	01	02	03	04	05	06	
	07	08	09	10	11	12	13	
	14	15	16	17	18	19	20	
AMPS-CV Meeting	21	22	23	24	25	26	27	
<b>AUGUST</b>	28	29	30	31	01	02	03	
	04	05	06	07	08	09	10	
	11	12	13	14	15	16	17	
AMPS-CV Meeting	18	19	20	21	22	23	24	
	25	26	27	28	29	30	31	
<b>SEPTEMBER</b>	01	02	03	04	05	06	07	
	08	09	10	11	12	13	14	
	15	16	17	18	19	20	21	
AMPS-CV Meeting	22	23	24	25	26	27	28	
<b>OCTOBER</b>	29	30	01	02	03	04	05	
	06	07	08	09	10	11	12	
	13	14	15	16	17	18	19	
AMPS-CV Meeting	20	21	22	23	24	25	26	
<b>NOVEMBER</b>	27	28	29	30	31	01	02	
	03	04	05	06	07	08	09	
	10	11	12	13	14	15	16	
AMPS-CV Meeting	17	18	19	20	21	22	23	
<i>Thanksgiving</i>	24	25	26	27	28	29	30	
<b>DECEMBER</b>	01	02	03	04	05	06	07	
	08	09	10	11	12	13	14	
	15	16	17	18	19	20	21	
AMPS-CV Meeting	22	23	24	25	26	27	28	
<b>JANUARY</b>	29	30	31	01	02	03	04	





## Pass and Review from December



Hobby Link US M125 10-ton 6x6  
in 1:35 scale  
by Glen Martin

Since last month, Glen finished this by painting the lights. No clear parts were provided, so these parts were painted with opaque paints. C-ration boxes were added in the bed and the kit markings were

added. Glen noted that they were very thin and tended to stick to the model's surface immediately, complicating the positioning process.







Tamiya US M18 Hellcat  
in 1:35 scale  
by Alex Valz

No issues were encountered during the build, except that the interior parts needed a bit of dry fitting to properly orient. The tracks are link and length. More paint and weathering remain.





## Pass and Review from December



Asuka US M4A1 Sherman  
in 1:35 scale  
by Frank Blanton

This build was started years ago. Frank sprayed dark shading at the color boundaries but thinks it might need toning down. The tracks are individual

link upgrades from AFV Club. The turret star is a decal but the remaining markings are from using stencils. The stowage are miscellaneous pieces from the spares box.





Pass and Review from December



Tasca US M4A3 Sherman (early)  
in 1:35 scale  
by Frank Blanton

The engine deck is a replacement from Tiger Model Designs and the tow cable was fashioned from twisted wire.





## Pass and Review from December



**Dragon US M4A1 Sherman**  
in 1:35 scale  
by Frank Blanton

The front lights have MV Product lens upgrades and the tow cable is made from twisted wire. Light socket caps were added to the brush guards. The tracks are one-

piece soft styrene versions from the kit. The tools are resin replacements from Tiger Model Designs.





## Pass and Review from December



**US M4A3 Sherman Dozer conversion  
in 1:35 scale  
by Frank Blanton**

This is a Tamiya upper hull and turret, MP Productions lower hull and Dragon DS tracks. The Verlinden dozer blade assembly is all resin. The dozer blade was first

painted gloss black, then airbrushed several metal shades. Dry pigments were applied as a wet mixture and final polishing was done by rubbing it with a #2 pencil.





Pass and Review from December



AFV Club US M5 Stuart  
in 1:35 scale  
by Frank Blanton

The turret is a replacement from Tiger Model Designs and the metal tow cable is from Karaya. It was marked with a mixture from Cartograph, Star Decals and Archer

Fine Transfers.






Pass and Review from December



Vargas Scale Models US Mk.VIII Liberty  
in 1:35 scale  
by Mike Petty

This 3D-printed kit has only a few major components to assemble. Mike did encounter a dimensional problem when the track sprockets were installed. One side

was sitting too low by 2.5mm and had to be shimmed from underneath to sit level. It was painted Mission Models #25 Olive Drab.






Pass and Review from December



Vargas Scale Models US Christie M1931  
in 1:35 scale  
by Mike Petty

Mike used VMS Flexy 5K 3d CA glue to assemble the model. Fender straps were added that hold the track runs that have been removed for traveling on the wheels.

It was painted Mission Models #25 Olive Drab and marked with a set from Decal Maniacs.






## Pass and Review from December



**Dragon German VK.45.02(P)**  
in 1:35 scale  
by Winston Gould

Winston warned that the instructions don't mention a few parts needed for the mantlet and hull MG installation. A MG was added to the commander's cupola to display the model as if it were operational and not just

experimental. The single-run band tracks from the kit were used.





Pass and Review from December



**Meng Canadian Leopard C2 MEXAS  
with Dozer Blade**  
in 1:35 scale  
by Winston Gould

It's a very nice kit and Winston had no issues. The single-run band tracks from the kit were used and it was painted with Tamiya Color Spray Paint TS-28 Olive Drab 2.





## Pass and Review from December



**Truck Seat**  
in 1:24 scale  
by Ashley Abernathy

The seat is from a civilian 1950 truck model that Ashley is building, but improving the seat was done just as his demo in the September meeting. Kneadatite A+B putty

was placed on the seat and shaped with dental tools to add contours and stitching lines.







## AMPS-CV Quatermaster

This page is dedicated to member-recommended products and places to purchase hobby products.

If you have a company you want to add to this list, contact your editor [via the chapter website](#).

### Product Manufacturers

---

[Abteilung 502](#)  
[AK-Interactive](#)  
[Alliance ModelWorks](#)  
[AMMO of Mig Jimenez](#)  
[Archer Fine Transfers](#)  
[Armand Bayardi](#)  
[Badger Airbrush](#)  
[Bolddivision](#)  
[Copper State Models](#)  
[D-Day Miniature Studio](#)  
[DN Models](#)  
[Echalon Fine Details](#)  
[Elefant Corporation](#)  
[Eureka XXL](#)  
[GasPatch Models](#)  
[Hauler](#)  
[Heavy Hobby](#)  
[Live Resin](#)  
[Maus Werx](#)  
[Mission Models Paints](#)  
[MJ Miniatures](#)  
[Modern Masters Metal Effects](#)  
[Monroe Perdu Studios](#)  
[Panzer Art](#)  
[Paracel Miniatures](#)  
[Precision Ice and Snow](#)  
[RB Model](#)  
[ResinScales](#)  
[Roch Model](#)  
[Scenic Express](#)  
[Slater Plastikard](#)  
[Squadron Hobbies](#)  
[Star Decals](#)  
[Syren Ship Model](#)  
[Track48](#)  
[Valkyrie Miniature](#)  
[Woodland Scenics](#)

### Miscellaneous

---

[paintRack](#) (mobile app for Android)  
[Scale Mates](#)

### Hobby Vendors

---

[Barrel Store](#)  
[BNA Model World](#)  
[Central Tools](#)  
[Dick Blick Art Materials](#)  
[Frontline Model Kits & Hobbies](#)  
[Gundam Planet](#)  
[Hobby Easy](#)  
[Hobby Search](#)  
[HobbyLink Japan](#)  
[HobbyWorld-USA](#)  
[Last Cavalry](#)  
[Lots of Models](#)  
[Lucky Model](#)  
[MicroWorld Games, LLC](#)  
[MMC Design-Shapeways](#)  
[Shapeways 3D Parts](#)  
[Sprue Brothers Models](#)