



Ground Power

Central VA Chapter, Armor Modeling & Preservation Society | John Robinson, Editor | Volume 29 No.3

INSIDE THIS ISSUE

Headlines	1
Website Update	2
March Build Day Details	3
AMPS Membership	4
Upcoming Shows/Events	5-6
AMPS-CV Workbench	7
Member Projects	8-17
Quartermaster	18

UPCOMING CHAPTER EVENTS

MAR 23	Saturday 9am-9pm BUILD DAY//MEETING: VFW Post 10657 DEMO: Making Headlights by Ashley Abernathy
APR 26	Friday pm MEETING: VFW Post 10657 DEMO: Antenna Bases by Mickey Bates
APR 30 -MAY 5	Tuesday-Sunday Annual Model Building Retreat Fort A. P. Hill
MAY 25	Saturday 9am-9pm BUILD DAY//MEETING: VFW Post 10657 DEMO: TBD by TBD

MEETING AGENDA

(segments vary in length)

6:30 OPENING REMARKS, UPDATES

DEMONSTRATION (~30 min.)

PASS IN REVIEW (~90 min.)

LOCATION

VFW Post 10657
11568 Cedar Lane
Ashland, VA 23005

PRE-MEETING DINNER



Q Barbeque at 5:15 p.m.
1070 Virginia Center Pkwy.
Glen Allen, VA 23059

AMPS-CV Model Building Retreat: April 30-May 5

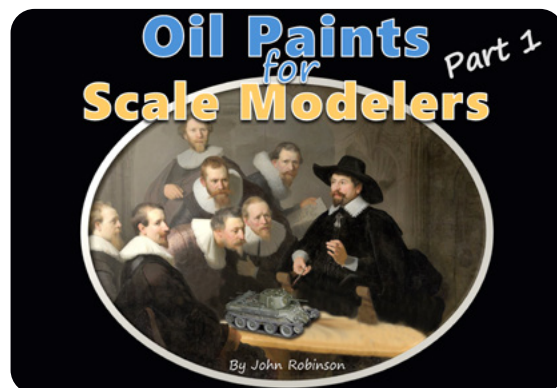
Mike Petty is taking reservations but spots are limited. If you didn't already reserve yours, email Mike at tanker@va.metrocast.net. If there's no open seats, you can still sign up for a waiting list for cancellations.

2024 Schedule

As discussed in the February meeting, we are doing Saturday build day/meetings every other month in 2024. Remaining monthly meetings are our usual 4th Friday night. Meetings always start at 6:30 p.m., regardless of day. We had our first Saturday build day/meeting in January, and it's time for **the next one on Saturday, March 23**. The calendar is published on page 7 and on the AMPS-CV website, on the home page. Look for "Download our annual calendar of events."

Demo from February

The February demonstration was a slide presentation, "Oil Paints for Scale Modelers." You can **download the PDF** by visiting AMPSCV.org, on the Tutorials page, under the "Painting/Weathering" section. A second part on the subject will feature real technique demonstrations and will be scheduled for a meeting later this year.



Page 16



AMPS-CV Website

It's hard to believe, but somewhere around 1999 the club's first internet website presence began. In early 2008, we got our own site domain, AMPSCV.org. The last major design change was in 2010. It was built with simple coding and amazingly, continued to function way past when it should. But that's no excuse for not doing a site redesign a long time ago.

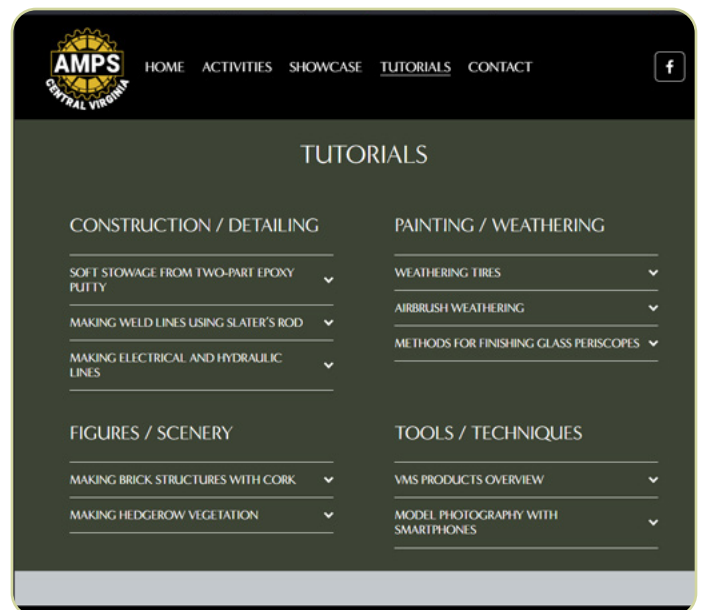
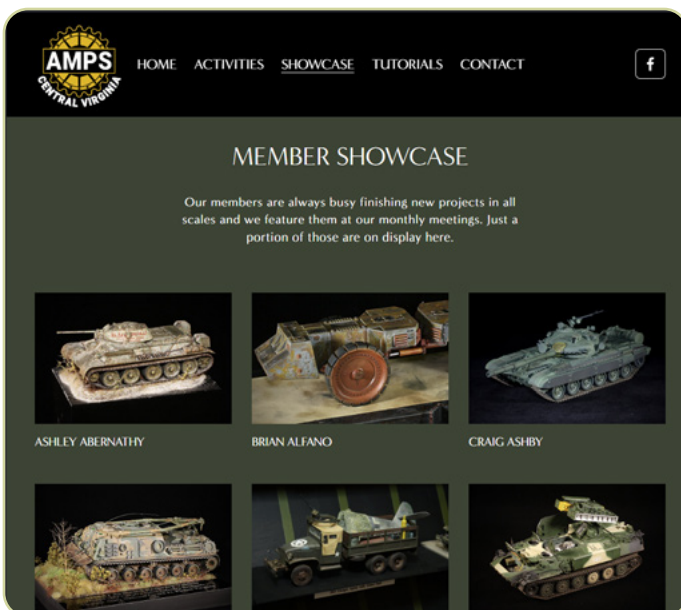
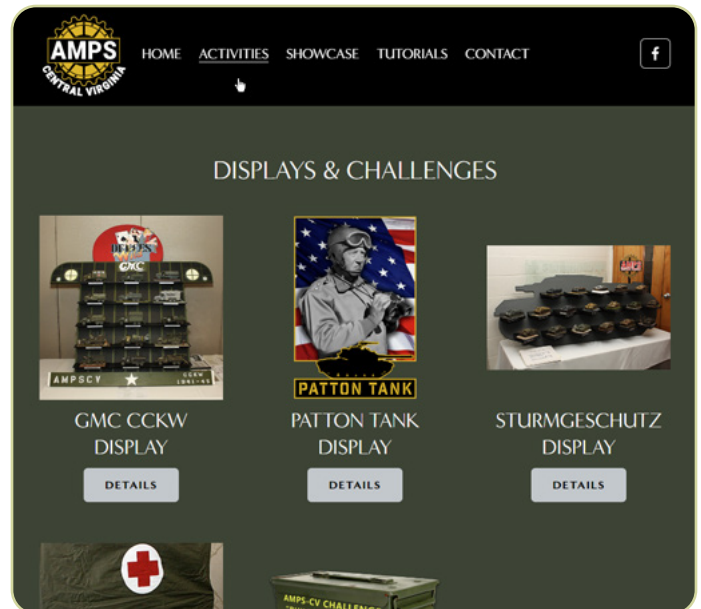
I'm happy to say that the site was recently upgraded from the ground up and moved to a different website host with all sorts of new features available to us. The address remains the same, AMPSCV.org. The site is now compatible with mobile devices, which were not prevalent back in 2010.

Most of the content categories from the old website were copied over, such as the showcase, tutorials and activities. All of this content will be updated over time as new content becomes available.

The site is now hosted on Squarespace.com and built and managed through their Content Management System (CMS). Our original website was built on coding that was written in a text editor and there was a very specific way that things had to be done. Our current website was built and can be changed at will using a visual interface that features menus and simple operations that do what you want without having to know code language. This means it's easier for someone that's not a coder to add and maintain the site content.

If you were accustomed to going to the "Newsletter" page on the previous design, be aware that the newsletters are now on the home page, about two-thirds down the page.

Sample screens are below, or take a look at: AMPSCV.org.





MODEL BUILD DAY & MEETING

SAT., MARCH 23

VFW POST 10657 - 11568 CEDAR LANE
ASHLAND, VA 23005

BUILD TIME: 9:00 A.M. TO 6:00 P.M.
MEETING: 6:30 P.M. TO 9:00 P.M.


Get your styrene gym workout with us!
Bring a comfy chair, task lighting and an electric extension cord.
Food and beverages are welcome, but no alcohol, please.



BORESIGHT

THE AMPS MEMBERSHIP MAGAZINE

JANUARY / FEBRUARY 2024



Fragezeichen • Going From Beginner to Advanced In A Year • Desperation • The "Rolling Trains" of Port Arthur • Know Your Officer • Local Chapter News & Upcoming Shows

Membership includes the society's Boresight magazine that is published six times per year. In it are exclusive articles about armor research and modeling.

Boresight November/December 2023

Building a 1/48th scale Su-122-54 by Stan Spooner

Building and improving 3D printed TL.37 by Fernando Sanchez

The Western Canadian AMPS Regional Model Show by Anthony Sowards

Book Review: Ukraine at War: Vol.1 - Invasion! by Greg Beckman

Know Your Officer: Brian Eberle

Local Chapter News & Upcoming Shows by the Editor

	1 year	2 years	3 years
USA	\$30	\$55	\$80
Canada/Mexico	\$35	\$65	\$95
International	\$40	\$75	\$110
Junior*	\$15	\$30	\$45
Family**	\$15	\$10	\$15
Digital***	\$25	\$45	\$65

* Juniors: members aged 17 years or younger.

** Family: active regular members living at the same address.

*** Available to International members living outside North America.

Renew or start your AMPS membership online at: www.amps-armor.org

PayPal, Visa and MasterCard accepted

To pay by check or money order, enter your delivery information at right and mail it with your payment to:

AMPS Membership
PO Box 807
Thorn Run Rd.
Moon Township, PA
15108-9998
USA

Name: _____

Address: _____

City: _____

Zip Code: _____

State: _____

Country: _____

Email: _____



AMPS 2024

International Convention

South Bend, Indiana • April 11-13


Contest
Awards
Vendors



Seminars
Demos
Raffle



The convention theme is "1944." It was a year the world was at war and Armor units played a huge part in the titanic struggles that were occurring all over Europe, the Mediterranean, and the Pacific.



From the steppes of Russia, the hills in Italy, to the far off shores of tropic Islands, mechanized battles raged that would change the course of World War II and tighten the noose around the axis powers.

Century Center • 120 Dr Martin Luther King Jr. Blvd. • South Bend, IN 46601

Visit the AMPS website for more details: AMPS-Armor.org



Northern Virginia Modelers Model Classic 2024

The Road to Victory
80th Anniversary of D-Day
June 6, 1944



Saturday, April 13, 2024
9:00 AM - 4:00 PM
Fairfax High School
3501 Lion Run, Fairfax, VA 22030

General Admission

\$10.00 Single Adult
(18 and older)
\$15.00 Family

Make & Take
FREE for the Kids!
(17 & under)

Contestants

\$15.00
Unlimited
number
of models

Award Sponsorships
Category: \$30.00
Best of Class: \$50.00

Juniors

(17 & under)
and
Active Duty Military
(with ID)
FREE !

Vendor Tables
\$35.00 per table



On Site Food Concession

Super Raffle

Tom Henderson
15491 Wheatfield Rd.
Woodbridge, VA 22193
(703) 680-9354

For
Information
Contact

Jon Etherton
6902 Bright Ave.
McLean, VA 22101
(202) 445-4190

tomhenderson51@verizon.net

jon.etherton@outlook.com


www.novaiipms.org

Show Sponsorship & Food Concession
Fairfax High School
PTSA All Night Grad Committee



		2024						
		S	M	T	W	Th	F	S
JANUARY	31	01	02	03	04	05	06	
	07	08	09	10	11	12	13	
	14	15	16	17	18	19	20	
AMPS-CV Meeting	21	22	23	24	25	26	27	AMPS-CV Meeting & Modeling Saturday, VFW Post
FEBRUARY	28	29	30	31	01	02	03	
	04	05	06	07	08	09	10	
AMPS-CV Meeting	11	12	13	14	15	16	17	
	18	19	20	21	22	23	24	Old Dominion Open, Richmond, VA
MARCH	25	26	27	28	29	01	02	
	03	04	05	06	07	08	09	
	10	11	12	13	14	15	16	
AMPS-CV Meeting	17	18	19	20	21	22	23	AMPS-CV Meeting & Modeling Saturday, VFW Post
	24	25	26	27	28	29	30	
APRIL	31	01	02	03	04	05	06	
	07	08	09	10	11	12	13	AMPS Int'l Convention, South Bend, IN
	14	15	16	17	18	19	20	
AMPS-CV Meeting	21	22	23	24	25	26	27	
MAY	28	29	30	01	02	03	04	AMPS-CV Modeler's Retreat, Fort A.P. Hill, VA
	05	06	07	08	09	10	11	
	12	13	14	15	16	17	18	
AMPS-CV Meeting	19	20	21	22	23	24	25	AMPS-CV Meeting & Modeling Saturday, VFW Post
JUNE	26	27	28	29	30	31	01	
	02	03	04	05	06	07	08	
	09	10	11	12	13	14	15	
	16	17	18	19	20	21	22	
AMPS-CV Meeting	23	24	25	26	27	28	29	
JULY	30	01	02	03	04	05	06	
	07	08	09	10	11	12	13	
	14	15	16	17	18	19	20	
AMPS-CV Meeting	21	22	23	24	25	26	27	AMPS-CV Meeting & Modeling Saturday, VFW Post
AUGUST	28	29	30	31	01	02	03	
	04	05	06	07	08	09	10	
	11	12	13	14	15	16	17	
AMPS-CV Meeting	18	19	20	21	22	23	24	
	25	26	27	28	29	30	31	
SEPTEMBER	01	02	03	04	05	06	07	
	08	09	10	11	12	13	14	
	15	16	17	18	19	20	21	
AMPS-CV Meeting	22	23	24	25	26	27	28	AMPS-CV Meeting & Modeling Saturday, VFW Post
OCTOBER	29	30	01	02	03	04	05	
	06	07	08	09	10	11	12	
	13	14	15	16	17	18	19	
AMPS-CV Meeting	20	21	22	23	24	25	26	
NOVEMBER	27	28	29	30	31	01	02	
	03	04	05	06	07	08	09	
	10	11	12	13	14	15	16	
	17	18	19	20	21	22	23	
AMPS-CV Meeting	24	25	26	27	28	29	30	AMPS-CV Meeting & Modeling Saturday, VFW Post
DECEMBER	01	02	03	04	05	06	07	
	08	09	10	11	12	13	14	
	15	16	17	18	19	20	21	
AMPS-CV Meeting	22	23	24	25	26	27	28	
JANUARY	29	30	31	01	02	03	04	





Russian KV-3 Heavy Tank



Length: 276.7mm Width: 95mm Total Plastic Parts: 320+pcs



Detailed scale kit for adult collectors to assemble
Actual model may vary from image on box.
WARNING! Not for children under 3 years due to small parts.
警告：内含小零件，儿童3岁以下不得使用。本产品与包装图形所示略有不同。

俄罗斯KV-3重型坦克
HOBBY SEARCH


AMPS-CV Workbench:
Trumpeter Soviet KV-3
in 1:35 scale
by Mike Zador

"I have included a picture of my latest project, a Trumpeter KV-3. Parts fit well with little clean up. I primed it with rattle can Rustoleum primer. The turret does not

turn due to closeness of the ventilators and turret shape." --Mike



Pass and Review from February




Takom German 15cm Turret
in 1:35 scale
by Chip Heusinger

In addition to being installed on naval battleships, these gun turrets were used in fixed, ground emplacements for coastal defense. The kit was simple to build

although the photo-etched brass parts were a challenge to work with. The guns are two-piece barrels that required putty to fix the seams.




Pass and Review from February



Bronco German Marder II
in 1:35 scale
by Scott Holtz

The kit has many styrene and photo-etched
brass parts, typical of this manufacturer.



Pass and Review from February



Hobbyboss US T34
in 1:35 scale
by Glen Martin

The kit is no frills, with only basic photo-etched brass and a plastic barrel. Glen opted to use the styrene strap handles on the fender instead of the photo-etched brass ones in the kit. The separate-link tracks did not quite fit the sprocket, so several teeth were removed. The model

is painted various shades of faded green to depict a vehicle stored and neglected for many years. More weathering is yet to come.

Glen's kit review [is available on the AMPS website.](#)





Academy German Sturmgeschütz IV
in 1:35 scale
by Matt Zador

The build is straight from the box. It was first painted Red Oxide primer, then sprayed with chipping fluid. The Tamiya camouflage was then chipped away, although Matt said the green did not come off as easily as the

dark yellow, possibly due to too many paint layers. An dark brown wash was applied overall and then a black/dark grey wash was applied only to details.





Tamiya German Panther Ausf.A
in 1:35 scale
by Matt Zador

This it is from the 1970s and fit is not that good. The model was first undercoated in a Red Oxide primer and then sprayed with chipping fluid. Subsequent layers of Tamiya Dark Yellow and Dark Green were chipped away with water. VMS pigments were

applied for general grime, as were bottled enamel streaking grimes. The mud is a mixture of 2mm and 4mm static grass and Ammo Earth Ground mud. The mixture was applied to the glacis, wheels and tracks.





Tamiya Soviet T-34 (76)
in 1:35 scale
by Matt Zador

New wire grab handles were added from wire and the tracks are from Tankraft. The whitewash was chipped away from the dark green base color using chipping fluid. Various rust colors from Ammo were applied, as well as rust made from a concoction of white vinegar and steel wool.

After sitting for about a week, what results is a natural rust powder. VMS pigments were applied for general grime, as were bottled enamel streaking grimes. The headlight was painted silver and toned down using streaking grime.



Pass and Review from February



Trumpeter Soviet KV-1
in 1:35 scale
by Steve Fitton

This is a basic build with upgraded tracks from Tankraft. Compared to a previous Trumpeter KV-1 build, this kit had more deep sink marks, molding flaws and short shot parts. It was painted Mission Models Russian Dark Green 4BO #031, which is

considerably darker than Russian WWII 4BO #085. Steve also noted his success using Createx Color Clear as an additive to Mission Model paints that tends to be more stable in storage than Mission Models Polyurethane Mix Additive.



Pass and Review from February



Copper State Models British Lanchester in 1:35 scale by Tom Jett

As are all of the previous kits Tom worked on from this manufacturer, this one is excellent and one the simpler ones to build. Tom added more realistic 3D printed wheels from CSM but is otherwise straight from the box. The kit's water-slide decals were used without issue and settled with VMS

Decal Set & Fix. It was painted with Tamiya and Ammo acrylics and weathered with oil paints. The brass-colored parts were undercoated black and then painted a gold color. AK True Metal Brass was used to buff the edges to impart a very realistic metallic sheen.



Pass and Review from February



“The Dogs of War” Diorama
in 1:35 scale
by Tabb Tharrington

One of the biggest challenges to this diorama was painting the figures in multi-colored camouflage. After painstakingly recreating the camouflage from real photos, it seemed to perfect, so Tabb used a thin layer of Tamiya Khaki and Deck Tan to soften the harshness. The figures are from

U-Fan and some have had hand and head replacements. The groundwork is VMS Smart Mud and the grasses are 8mm and 10mm static grass applied with a static applicator. The flag is a Post-It note painted with Ukrainian colors.





AMPS-CV Quatermaster

This page is dedicated to member-recommended products and places to purchase hobby products.

If you have a company you want to add to this list, contact your editor [via the chapter website](#).

Product Manufacturers

[Abteilung 502](#)
[AK-Interactive](#)
[Alliance ModelWorks](#)
[AMMO of Mig Jimenez](#)
[Archer Fine Transfers](#)
[Armand Bayardi](#)
[Badger Airbrush](#)
[Bolddivision](#)
[Copper State Models](#)
[D-Day Miniature Studio](#)
[DN Models](#)
[Echalon Fine Details](#)
[Elefant Corporation](#)
[Eureka XXL](#)
[GasPatch Models](#)
[Hauler](#)
[Heavy Hobby](#)
[Live Resin](#)
[Maus Werx](#)
[Mission Models Paints](#)
[MJ Miniatures](#)
[Modern Masters Metal Effects](#)
[Monroe Perdu Studios](#)
[Panzer Art](#)
[Paracel Miniatures](#)
[Precision Ice and Snow](#)
[RB Model](#)
[ResinScales](#)
[Roch Model](#)
[Scenic Express](#)
[Slater Plastikard](#)
[Squadron Hobbies](#)
[Star Decals](#)
[Syren Ship Model](#)
[Track48](#)
[Valkyrie Miniature](#)
[Woodland Scenics](#)

Miscellaneous

[paintRack](#) (mobile app for Android)
[Scale Mates](#)

Hobby Vendors

[Barrel Store](#)
[BNA Model World](#)
[Central Tools](#)
[Dick Blick Art Materials](#)
[Frontline Model Kits & Hobbies](#)
[Gundam Planet](#)
[Hobby Easy](#)
[Hobby Search](#)
[HobbyLink Japan](#)
[HobbyWorld-USA](#)
[Last Cavalry](#)
[Lots of Models](#)
[Lucky Model](#)
[MicroWorld Games, LLC](#)
[MMC Design-Shapeways](#)
[Shapeways 3D Parts](#)
[Sprue Brothers Models](#)