



# Ground Power

Central VA Chapter, Armor Modeling & Preservation Society | John Robinson, Editor | Volume 29 No.4

## INSIDE THIS ISSUE

Headlines .....	1
In Memoriam: Dan Haywood .....	2-3
Demo From March .....	4-5
AMPS Membership .....	6
Upcoming Shows/Events .....	7-8
AMPS-CV Workbench .....	9
Member Projects .....	10-22
Quartermaster .....	23

## UPCOMING CHAPTER EVENTS

<b>APR 26</b>	Friday pm MEETING: VFW Post 10657 DEMO: 3D Antenna Bases & Tools by Mickey Bates
<b>APR 30 -MAY 5</b>	Tuesday-Sunday Annual Model Building Retreat Fort A. P. Hill
<b>MAY 25</b>	Saturday 9am-9pm BUILD DAY/MEETING: VFW Post 10657 DEMO: Oil Paints-Practical Techniques by John Robinson

## AMPS-CV Model Building Retreat: April 30-May 5

Mike Petty is taking reservations but spots are limited. If you didn't already reserve yours, email Mike at [tanker@va.metrocast.net](mailto:tanker@va.metrocast.net). If there's no open seats, you can still sign up for a waiting list for cancellations.



LODGE A P HILL OFFICERS CLUB 1941

## MEETING AGENDA

(segments vary in length)

- 6:30 OPENING REMARKS, UPDATES
- DEMONSTRATION (~30 min.)
- PASS IN REVIEW (~90 min.)

## LOCATION

VFW Post 10657  
11568 Cedar Lane  
Ashland, VA 23005

## PRE-MEETING DINNER



Q Barbeque at 5:15 p.m.  
1070 Virginia Center Pkwy.  
Glen Allen, VA 23059

Page 19



GEN. TYNDAL

39-38  
KIRKPATRICK



## In Memoriam: Dan Haywood, 1946-2024

Dan attended club meetings during 2017-2018. His favorite model subjects were anything used by the U.S. Marines. Regrettably, we lost touch with Dan after 2018 and only recently found out about his passing early in February. His obituary below reveals his remarkable service to the U.S. Marines, both in combat and through his professional life. --- Editor



*“Danny Gilbert Haywood, a man of unwavering dedication to both his family and his country, passed away peacefully at his home in Mechanicsville, Virginia, on February 28, 2024, at the age of 77.”*

*“Born to the late Thomas and Josephine Haywood on September 25, 1946. Danny spent his formative years alongside his two brothers in Portsmouth, Virginia. Danny’s life was marked by service and sacrifice. After graduating from Woodrow Wilson High School, he answered the call to duty*

*and joined the U.S. Marine Corps. His valor and commitment during his tour of duty in Vietnam earned him two Purple Hearts, a testament to his courage and resilience. Upon returning from the battlefield, Danny pursued higher education at Virginia Tech, where he earned a degree in mechanical engineering. His career continued in service to his nation, with several years at the Naval Surface Warfare Center. It was here*

*that he honed his engineering skills, drawing from both his combat experience and his unwavering belief in safeguarding the warfighter. This principle guided him throughout his entire career. In his final role as Director of Ground Weapons at Marine Corps Systems Command at Quantico, Danny worked tirelessly to enhance the safety of his fellow marines in combat. His dedication and expertise earned him numerous commendations, including the prestigious Chinn award for significant contributions to small arms and infantry weapons systems. Beyond his professional achievements, Danny had a rich and diverse life. He found solace and joy in woodworking, the rhythmic dance of a fly-fishing line, and the intricate art of model building (both cars & tanks). His passion extended to his grandchildren, who affectionately called him “Poppy”. Danny was a man of contrasts-strong-willed and stubborn, yet possessing an enormous heart and an infectious sense of humor. His loyalty and bravery defined him as a true warrior. He will forever be remembered for the love he shared with his family and friends. Danny leaves behind a legacy of love and memories. He is survived by his devoted wife, Pam; his daughters, Kadee (Jeff) and Beckie (Scot); his brother, David (Janet); three stepchildren; five cherished grandchildren; and several nieces and nephews. Their lives were enriched by his presence, and his absence will be deeply felt.”*

*Published by The Free Lance - Star on Mar. 3, 2024.*

*Dan (far right, front) at our July 2018 meeting*



*Dan’s US Mk23 MTVR with M198 155mm Howitzer*



*Dan’s British Scammell Pioneer TRMU30 Tank Transporter*

## Dan Haywood's Works



*USMC LVTP-5, Vietnam*



*USMC M50 Ontos, Vietnam*



*USMC LAV-25, Gulf War*



*USMC M1129 Stryker Mortar Carrier*



*Ford Model-T Ambulance, WW1*



*US FWD Model B, WW1*

## March Demo - Making Clear Lenses With Clear Sprue

by Ashley Abernathy

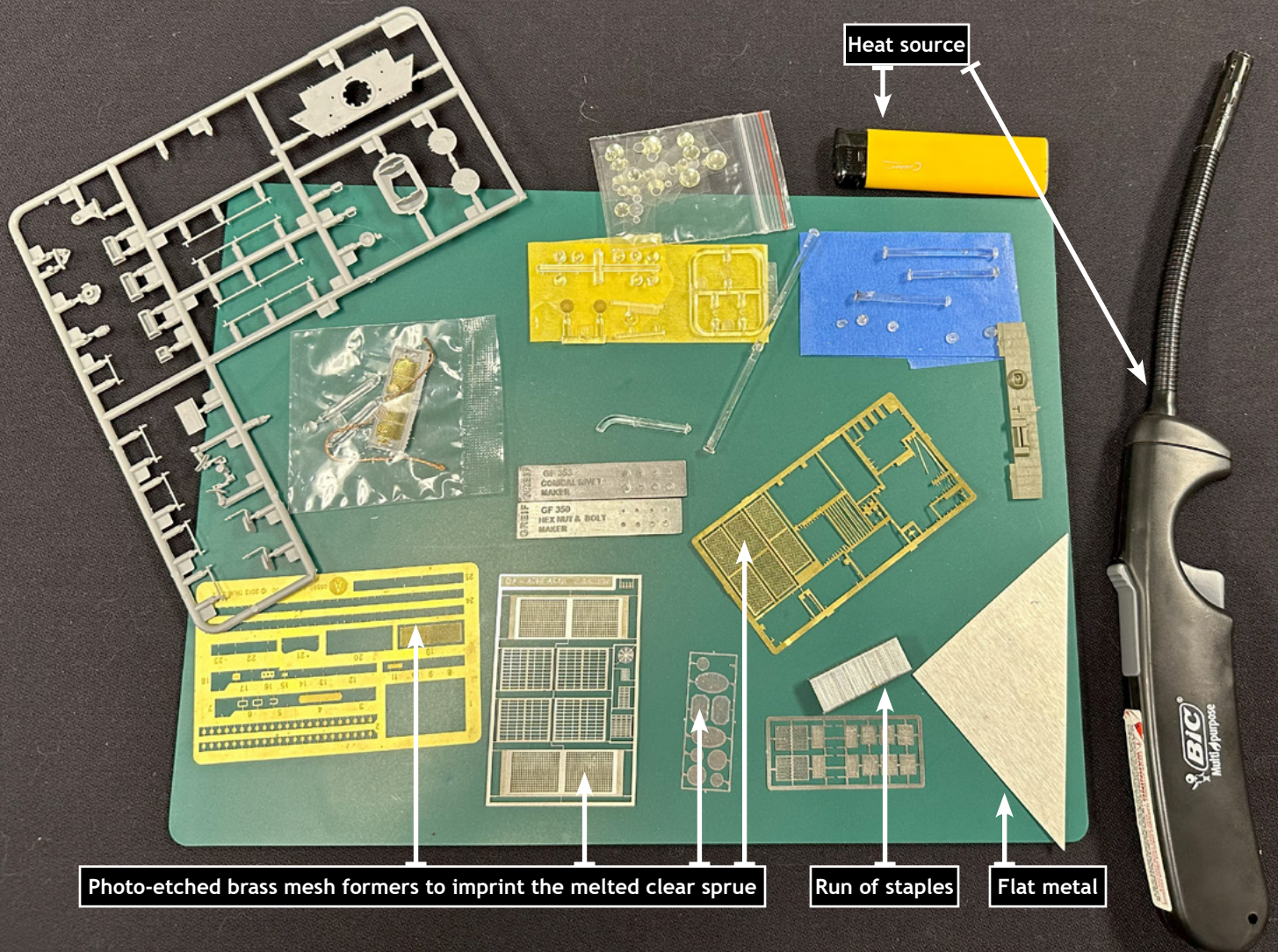
Nowadays, clear lenses are often included in kits. These make the best and realistic depictions of lamp glass. However, sometimes those lenses are flat and without the engravings like real lamp glass. You can make your own using simple tools and materials. Here are the notes from Ashley's demo.




Materials (refer to the image below)

- Heat source: cigarette lighter, candle, etc.
- Clear plastic sprues from kits
- Formers to simulate the engraving on real lenses. Ashley uses an assortment of photo-etched brass grills and mesh, depending on the effect needed. In addition, a run of staples is good for simple parallel engravings.
- Glue for clear parts: Ammo Ultra Glue. Comes in both a matte and gloss formula. Ashley prefers the matte.



Continued on next page...





1. Heat the sprue next to the flame until it melts.
3. Results!
5. Twist and pop it loose.
7. Press the melted sprue onto a run of staples.

2. Press the melted sprue into a photo-etched brass mesh former.
4. Press into a existing kit part.
6. Results from a side profile.
8. Results!

# BORESIGHT

THE AMPS MEMBERSHIP MAGAZINE

MARCH / APRIL 2024

**HAC-AMPS**  
HOUSTON ARMOR CLUB



- Iron Horse
- Dodge War Beast
- British Sherman ARV
- A Brief History of HAC-AMPS
- Houston Area Attractions
- Kit Review: Andy's Hobby HQ 1/16<sup>th</sup> British M10 IIC Achilles
- Panzer Book Reviews
- Local Chapter News & Upcoming Shows



## Boresight March/April 2024

Takom's 1/35 Tadpole by Vince Barrale

Dodge War Beast by Brandon Jacob

British Sherman ARV by Mike Stucker

A Brief History of the Houston Armor Club-AMPS by Keith Middleton

Houston Area Attractions by Drew Matalamaki

Andy's Hobby HQ 1/16 British M10 IIC Achilles by Tom Moon

Panzer Book Reviews by Tyler Moore

Local Chapter News & Upcoming Shows by the Editor

	1 year	2 years	3 years
Regular 2 Print & 4 Digital Issues/year	\$ 30	\$ 55	\$ 80
Junior*	\$ 15	\$ 25	\$ 35
Family** 6 Digital Issues/year	\$ 5	\$ 10	\$ 15
International 6 Digital Issues/year	\$ 25	\$ 45	\$ 65
Regular+All Printed Issues: 6 Digital Issues/year	\$ 55	\$105	\$155

\* Juniors: members aged 17 years or younger.

\*\* Family: active regular members living at the same address.

\*\*\* Available to International members living outside North America.

AMPS membership includes "Boresight" magazine, published six times per year. In it are exclusive articles about armor research and modeling.

**Renew or start your AMPS membership online at: [www.amps-armor.org](http://www.amps-armor.org)**

PayPal, Visa and MasterCard accepted

To pay by check or money order, enter your delivery information at right and mail it with your payment to:  AMPS Membership PO Box 807 Thorn Run Rd. Moon Township, PA 15108-9998 USA	Name:	_____
	Address:	_____
	City:	_____
	Zip Code:	_____
	State:	_____
	Country:	_____
Email:	_____	



# 2024



Show Theme:

# ON THE BIG SCREEN IN THE '70s



- STAR WARS (1977)
- JAWS (1975)
- GREASE (1978)
- SUPERMAN: THE MOVIE
- CLOSE ENCOUNTERS OF THE THIRD KIND
- THE GODFATHER
- SATURDAY NIGHT FEVER
- ROOKEY (1976)
- MOONRAKER (1978)
- APOCALYPSE NOW
- PATTON (1970)
- KELLY'S HEROES
- A BRIDGE TOO FAR
- ALIEN (1979)
- INVASION OF THE BODY SNATCHERS
- BOYLENT GREEN (1973)
- CLOCKWORK ORANGE
- MAD MAX (1979)
- MONTY PYTHON AND THE HOLY GRAIL

**Saturday, June 8, 2024**

**Doors OPEN at 9 AM, CLOSE at 5 PM**

- **Vendor Tables** – Great Selection & Deals on Hobby Items
- **Huge Raffle** – Take a Chance, win a Prize
- **All-Subjects, All-Scales Model Contest** – One all-inclusive exhibition that will use an Open Judging system. **Abbreviated Rules on the inside!**

<https://scmegashow.com>



[www.icrc.net](http://www.icrc.net)



		2024						
		S	M	T	W	Th	F	S
<b>JANUARY</b>		31	01	02	03	04	05	06
		07	08	09	10	11	12	13
		14	15	16	17	18	19	20
	AMPS-CV Meeting	21	22	23	24	25	26	27
		AMPS-CV Meeting & Modeling Saturday, VFW Post						
<b>FEBRUARY</b>		28	29	30	31	01	02	03
		04	05	06	07	08	09	10
	AMPS-CV Meeting	11	12	13	14	15	16	17
		18	19	20	21	22	23	24
		Old Dominion Open, Richmond, VA						
<b>MARCH</b>		25	26	27	28	29	01	02
		03	04	05	06	07	08	09
		10	11	12	13	14	15	16
	AMPS-CV Meeting	17	18	19	20	21	22	23
		AMPS-CV Meeting & Modeling Saturday, VFW Post						
		24	25	26	27	28	29	30
<b>APRIL</b>		31	01	02	03	04	05	06
		07	08	09	10	11	12	13
		AMPS Int'l Convention, South Bend, IN						
		14	15	16	17	18	19	20
	AMPS-CV Meeting	21	22	23	24	25	26	27
<b>MAY</b>		28	29	30	01	02	03	04
		05	06	07	08	09	10	11
		12	13	14	15	16	17	18
	AMPS-CV Meeting	19	20	21	22	23	24	25
		AMPS-CV Meeting & Modeling Saturday, VFW Post						
<b>JUNE</b>		26	27	28	29	30	31	01
		02	03	04	05	06	07	08
		09	10	11	12	13	14	15
		16	17	18	19	20	21	22
	AMPS-CV Meeting	23	24	25	26	27	28	29
<b>JULY</b>		30	01	02	03	04	05	06
		07	08	09	10	11	12	13
		14	15	16	17	18	19	20
	AMPS-CV Meeting	21	22	23	24	25	26	27
		AMPS-CV Meeting & Modeling Saturday, VFW Post						
<b>AUGUST</b>		28	29	30	31	01	02	03
		04	05	06	07	08	09	10
		11	12	13	14	15	16	17
	AMPS-CV Meeting	18	19	20	21	22	23	24
		25	26	27	28	29	30	31
<b>SEPTEMBER</b>		01	02	03	04	05	06	07
		08	09	10	11	12	13	14
		15	16	17	18	19	20	21
	AMPS-CV Meeting	22	23	24	25	26	27	28
		AMPS-CV Meeting & Modeling Saturday, VFW Post						
<b>OCTOBER</b>		29	30	01	02	03	04	05
		06	07	08	09	10	11	12
		13	14	15	16	17	18	19
	AMPS-CV Meeting	20	21	22	23	24	25	26
<b>NOVEMBER</b>		27	28	29	30	31	01	02
		03	04	05	06	07	08	09
		10	11	12	13	14	15	16
		17	18	19	20	21	22	23
	AMPS-CV Meeting	24	25	26	27	28	29	30
		AMPS-CV Meeting & Modeling Saturday, VFW Post						
<b>DECEMBER</b>		01	02	03	04	05	06	07
		08	09	10	11	12	13	14
		15	16	17	18	19	20	21
	AMPS-CV Meeting	22	23	24	25	26	27	28
<b>JANUARY</b>		29	30	31	01	02	03	04





**AMPS-CV Workbench:**

Trumpeter Soviet KV-3

in 1:35 scale

by Mike Zador

*"This is a Trumpeter KV-5. As with the KV-3, parts fit well with little clean up or filing. I included a picture with a Panzer la just for size comparison. Primed with Rustoleum rattle can gray primer." --Mike*



**AMPS-CV Workbench:**

Adventures in figure painting

in 1:35 scale

by John Robinson

I decided it was time to begin including figures more with my models, which

triggered a journey over the past couple of months trying to research and reacquaint myself about figure painting with acrylics. After practice working out the kinks, these were the last ones I painted and two will be selected to man an upcoming BT-7 Vignette. All are 3D printed figures from

Panzer Art. As you can see, there are only three different faces but with different head cover options. I liked the guy with the cap on the left the most. I'd like the second figure to have a tanker helmet. The helmets have only been primed in flat black and not shaded/highlighted yet.



## Pass and Review from March



**Trumpeter Soviet KET-T**  
in 1:35 scale  
by Scott Bregi

Several photo-etched brass frets and windshield painting masks are included. The tires are rubber and although adequate, aftermarket ones made from resin would be better. The towing arm can be installed deployed or stowed. Although these are

great features, the kit lacks a drive gearbox and associated parts. It also has open access to the engine compartment but no engine is included. The (significant) front bumper has fragile attachment points.



## Pass and Review from March




**Italeri German Panzer I Ausf.B**  
in 1:35 scale  
by Matt Zador

This is an OOB build that more emphasis will be paid to experimenting with painting and weathering. It was painted first with AMMO One-Shot Primer, followed by Dunkelgrau. But it seemed too dark and

was subsequently lightened with Field Grey and Cream only to be too light! Black and Dunkelgrau was added to land on what is seen here.




## Pass and Review from March



**Tamiya German Panzer II Ausf.F**  
in 1:35 scale  
by Matt Zador

Matt used cotton balls taped to the model to soften the airbrush pattern, but said it didn't work too well and would not recommend it. This model is Dunkelgrau underneath Dunkelgelb. The barrel

upgraded is made of aluminum with a 3D printed muzzle.



## Pass and Review from March




**Tamiya US M18 Hellcat**  
in 1:35 scale  
by Alex Valz

It's a good kit that includes enough interior to see via the open turret. The tracks are link and length and worked pretty well. The tow cable is nylon string from the kit. Alex

used the water-slide decals in the kit for the markings and they were easy to apply.



## Pass and Review from March



Takom Israeli Merkava Mk.IIB  
in 1:35 scale  
by Alex Valz

Not much to show yet, but so far, so good. Shown at front is the track jig included with the kit to properly assemble and shape the track runs. The paint is Israeli Modern Grey

from the AK-Interactive Middle East War Colors paint set.



## Pass and Review from March



### Dragon Egyptian Sherman with FL-10 Turret

in 1:35 scale


by Jason Jennings

The kit is inaccurate for this version, even missing the distinctive exhaust deflector. Jason built that from scratch, replaced the suspension with ones from Tasca and used a turret from Takom. Weld lines were added

and the tool mounts upgraded with photo-etched brass.




## Pass and Review from March



Rye Field Model US M36B1 conversion  
in 1:35 scale  
by Jason Jennings

The base kit from RFM is a M4A3E8 Sherman that has a full interior, which according to Jason is the best Sherman kit out there. The turret is from AFV Club and the suspension

from Tasca. The “low rider” suspension is not how the final model will look!





## Pass and Review from March



### Panda Soviet BMD-2 in 1:35 scale

by Tabb Tharrington

The antenna is music wire and the periscopes have AFV Club reflective material scraps. The markings are painted

by hand. The paints are by Gunze Sangyo with some chipping with a silver pencil to mimic scratches down to the aluminum hull of the real vehicle. Weathering is an airbrushed layer of AK Interactive Kursk Summer Soil streaked with a paintbrush moist with enamel thinner. Dry pigments

are held in place with fixative. The lower hull has more extensive weathering using AMMO Splashes. The base is made from XPS foam and the earth made from VMS Smart Mud. The weeds are dried products from Hobby Lobby. The figure is from Master Box with Live Resin head, helmet and boots.



## Pass and Review from March



**Hobbyboss US AAV7A1**  
in 1:35 scale  
by **Tabb Tharrington**

The kit is nice, with a complete interior. The stowage includes both Tamiya ALICE

and Legend MOLLE packs. The rope is nylon string soaked in thin CA glue. The kit's individual tracks were assembled, painted and masked so the model could be painted. The stowage was painted last. The markings were applied using stencils from

Alliance Model and hand made ones from tape. The base is XPS foam with balsa wood trim. The road is Asphalt material from AK-Interactive. The road guard rail is from Meng. The sign is constructed of styrene with a plaster base and Echelon decals.



## Pass and Review from March




Vargas Scale Models US  
M1 Combat Car  
in 1:35 scale  
by Mike Petty

The markings are the 13th Cavalry Regiment  
from 1938-1939. The model was painted  
Mission Models #25 Olive Drab.



## Pass and Review from March



Takom US M29 Weasel  
in 1:35 scale  
by Mike Petty

This is a small subject in 1:35 and of course the kit parts are also small. The suspension has many parts and placement is a bit of a challenge. The sprocket and idler wheels

each have multiple parts with the idler having a tiny photo-etched brass ring to install.




## Pass and Review from March



Vargas Scale Models US T7 Combat Car  
in 1:35 scale  
by Mike Petty

Only one of these were made during trials of new light tank designs in 1937-1938. Yes, those are pneumatic-tired wheels, intended for use without the tracks. This kit is mostly molded in large sub-assemblies - the suspension is a single piece unit.



## Pass and Review from March



Hobbyboss US T34  
in 1:35 scale  
by Glen Martin

Since last month, Glen applied a dark wash, painted the exhausts and applied markings using a stencil. A layer of hairspray underneath the markings enabled chipping to add to the overall distressed look.

Glen's kit review [is available on the AMPS website.](#)





## AMPS-CV Quatermaster

This page is dedicated to member-recommended products and places to purchase hobby products.

If you have a company you want to add to this list, contact your editor [via the chapter website](#).

### Product Manufacturers

---

[Abteilung 502](#)  
[AK-Interactive](#)  
[Alliance ModelWorks](#)  
[AMMO of Mig Jimenez](#)  
[Archer Fine Transfers](#)  
[Armand Bayardi](#)  
[Badger Airbrush](#)  
[Bolddivision](#)  
[Copper State Models](#)  
[D-Day Miniature Studio](#)  
[DN Models](#)  
[Echalon Fine Details](#)  
[Elefant Corporation](#)  
[Eureka XXL](#)  
[GasPatch Models](#)  
[Hauler](#)  
[Heavy Hobby](#)  
[Live Resin](#)  
[Maus Werx](#)  
[Mission Models Paints](#)  
[MJ Miniatures](#)  
[Modern Masters Metal Effects](#)  
[Monroe Perdu Studios](#)  
[Panzer Art](#)  
[Paracel Miniatures](#)  
[Precision Ice and Snow](#)  
[RB Model](#)  
[ResinScales](#)  
[Roch Model](#)  
[Scenic Express](#)  
[Slater Plastikard](#)  
[Squadron Hobbies](#)  
[Star Decals](#)  
[Syren Ship Model](#)  
[Track48](#)  
[Valkyrie Miniature](#)  
[Woodland Scenics](#)

### Miscellaneous

---

[paintRack](#) (mobile app for Android)  
[Scale Mates](#)

### Hobby Vendors

---

[Barrel Store](#)  
[BNA Model World](#)  
[Central Tools](#)  
[Dick Blick Art Materials](#)  
[Frontline Model Kits & Hobbies](#)  
[Gundam Planet](#)  
[Hobby Easy](#)  
[Hobby Search](#)  
[HobbyLink Japan](#)  
[HobbyWorld-USA](#)  
[Last Cavalry](#)  
[Lots of Models](#)  
[Lucky Model](#)  
[MicroWorld Games, LLC](#)  
[MMC Design-Shapeways](#)  
[Shapeways 3D Parts](#)  
[Sprue Brothers Models](#)