

INSIDE THIS ISSUE

Headlines	1
AMPS Membership	2
Upcoming Shows/Events	3-4
Member Projects	5-15
Quartermaster	16

UPCOMING CHAPTER EVENTS

MAY 26	Friday pm MEETING: VFW Post 10657 DEMO: Making welds with Slater's rod by Scott Bregi
JUN 17	Saturday am/pm MODEL BUILDING DAY 9:00 am - 6:00 pm VFW Post 10657
JUN 23	Friday pm MEETING: VFW Post 10657 DEMO: Products from VMS by Tabb Tharrington
JUL 28	Friday pm MEETING: VFW Post 10657 DEMO: TBD
JUN 17	Saturday am/pm MODEL BUILDING DAY 9:00 am - 6:00 pm VFW Post 10657
AUG 18	Friday pm MEETING: VFW Post 10657 DEMO: TBD

MEETING AGENDA

(segments vary in length)

- 6:30 OPENING REMARKS, BUSINESS
- DEMONSTRATION (~30 min.)
- PASS IN REVIEW (~90 min.)

LOCATION

VFW Post 10657
11568 Cedar Lane
Ashland, VA 23005

PRE-MEETING DINNER



Casa Grande at 5:15 p.m.
10120 Brook Rd
Glen Allen, VA 23059

Demonstration from the April meeting

The demo at the April meeting was a slide show on Desert Terrain Bases by Frank Blanton. You can [download the presentation here](#).



2023 AMPS International Convention

AMPS-CV members that brought home awards:

Chip Heusinger, Basic Gold and graduation to Intermediate
Steve Fitton, Intermediate Gold and graduation to Advanced
Ashley Abernathy, Advanced Gold (3)
Frank Blanton, Advanced Silver (1) & Gold (2)
Joe Koenig, Advanced Silver (1) & Gold (4)
Clint Mills Advanced Silver (3)
Mike Petty, Advanced Silver (3) & Gold (2)
John Robinson, Advanced Gold (2)
Kip Rudge, Advanced Silver (3) & Gold (2)
Tabb Tharrington, Advanced Gold (4) & Best Small Army
Scott Bregi, Master Gold (2)

Next year's convention is April 11-13, 2024 at South Bend, IN.



AMPS-CV Model Building Days

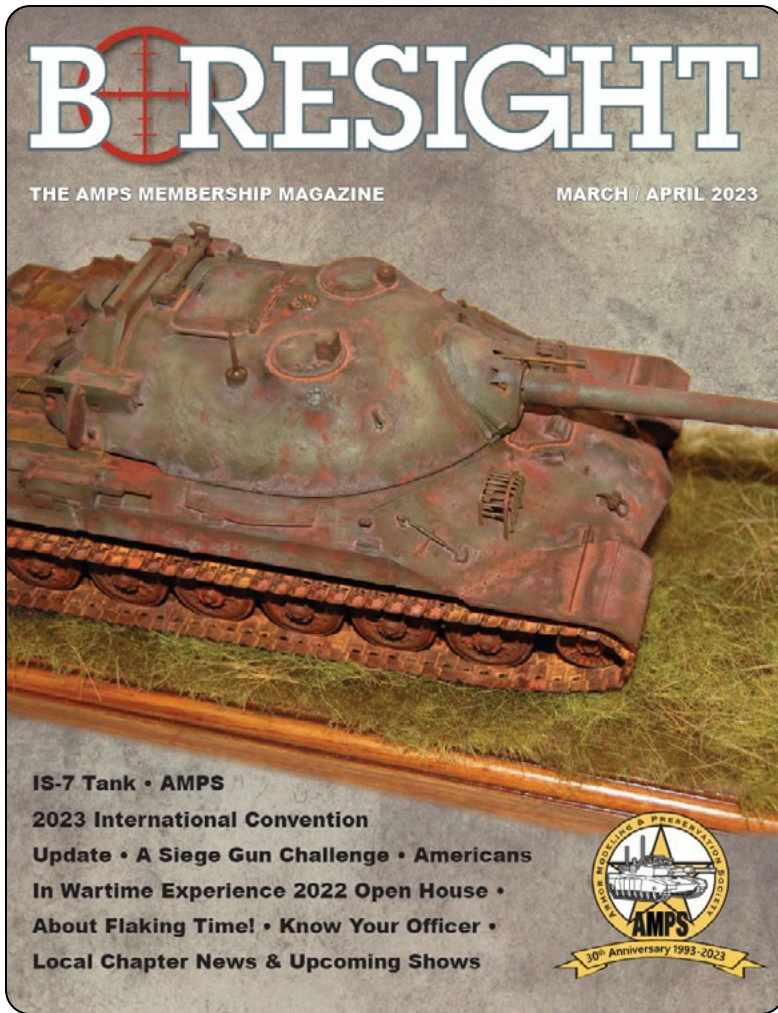
There's no maintenance being requested in June, so the 17th will be converted into a model building day. The next model building day on the schedule is Saturday, July 29. Hours are from 9:00 a.m. to 6:00 p.m. Location is VFW Post 10657.

Americans in Wartime Experience

The 2023 Open House is August 26 & 27. [Find out more here](#).

Insider access to Fort Lee's Ordnance School

Spencer Van Gils is a volunteer at Fort Lee in Petersburg, VA. If you want to access to the research library there, contact Spencer by finding him on the AMPS-CV Facebook page [or by email](#). If you don't have a military ID you will have to submit to a security check before you arrive. It is best to visit on weekdays and buddying up a few in one car makes it easier to access the base.



Boresight March/April 2023

- IS-7 Tank by Eric Reinert:
Trumpeter's 1/35th IS-7 rusting in peace
- AMPS 2023 International Convention Updates
by Peter Espada
- A Siege Gun Challenge by Bob Bethea:
The challenge of an all-resin 1/72nd WWI field howitzer
- Americans in Wartime Experience 2022 Open House
by Thomas Dinackus
- About Flaking Time! by The Editor:
Building Tamiya classic Gepard kit
- Book Review: Weathering Pencil Techniques
by The Editor
- Local Chapter News & Upcoming Shows
by The Editor: What's going on in the AMPS community
- Know Your AMPS Officer: Paul Miles

	1 year	2 years	3 years
USA	\$30	\$55	\$80
Canada/Mexico	\$35	\$65	\$95
International	\$40	\$75	\$110
Junior*	\$15	\$30	\$45
Family**	\$15	\$10	\$15
Digital***	\$25	\$45	\$65

Membership includes the society's Boresight magazine that is published six times per year. In it are exclusive articles about armor research and modeling.

* Juniors: members aged 17 years or younger.
 ** Family: active regular members living at the same address.
 *** Available to International members living outside North America.

Renew or start your AMPS membership online at: www.amps-armor.org

PayPal, Visa and MasterCard accepted

To pay by check or money order, enter your delivery information at right and mail it with your payment to:

AMPS Membership
 PO Box 807
 Thorn Run Rd.
 Moon Township, PA
 15108-9998
 USA

Name: _____

Address: _____

City: _____

Zip Code: _____

State: _____

Country: _____

Email: _____



ARMORCON

Friday and Saturday October 13th and 14th , 2023

Wyndham Southbury, 1284 Strongtown Rd., Southbury CT 06488
\$129 discount room rates available. Please call 203-653-8179 and ask
for the Armorcon room block. Make reservations by 9/7/23.

WINNING MODELS FROM AMPS CAN BE ENTERED AT ARMORCON!

80 VENDOR TABLES!

AMPS OPEN JUDGING SYSTEM! HUGE RAFFLE WITH GREAT PRIZES!

RESEARCH, MODELING, AND WORKSHOP SEMINARS!

18 ENTRY CATEGORIES! 20 SPECIAL AWARDS!

Friday 11:00 AM to 7:00 PM Saturday 9:00 AM to 4:00 PM

OUR 23rd YEAR!

SHOW THEME – Lend-Lease

Check our website for registration forms, schedule times, seminar times,
and other information. www.nemilmod.org

Brought to you by the **Northeast Military Modelers Association**
An AMPS Regional Show



For Vendor Table Reservation

Matt Toms
68 Morris Street
Naugatuck, CT 06770
203 729-3218
vendors@mail.nemilmod.org

For More Information

www.facebook.com/armorcon
www.nemilmod.org

2023

AMPS-CV monthly meetings occur on the 4th Friday

	S	M	T	W	Th	F	S	
JANUARY	01	02	03	04	05	06	07	
	08	09	10	11	12	13	14	
	15	16	17	18	19	20	21	
AMPS-CV Meeting	22	23	24	25	26	27	28	AMPS-CV Build Day, VFW Post
FEBRUARY	29	30	31	01	02	03	04	
	05	06	07	08	09	10	11	
AMPS-CV Meeting	12	13	14	15	16	17	18	
	19	20	21	22	23	24	25	Old Dominion Open, Richmond, VA
MARCH	26	27	28	01	02	03	04	
	05	06	07	08	09	10	11	AMPS-CV Modeler's Retreat, Fort A.P. Hill, VA
	12	13	14	15	16	17	18	
AMPS-CV Meeting	19	20	21	22	23	24	25	
APRIL	26	27	28	29	30	31	01	
	02	03	04	05	06	07	08	
	09	10	11	12	13	14	15	
	16	17	18	19	20	21	22	
AMPS-CV Meeting	23	24	25	26	27	28	29	
MAY	30	01	02	03	04	05	06	AMPS International Convention, Camp Hill, PA
	07	08	09	10	11	12	13	
	14	15	16	17	18	19	20	
AMPS-CV Meeting	21	22	23	24	25	26	27	
JUNE	28	29	30	31	01	02	03	
	04	05	06	07	08	09	10	
	11	12	13	14	15	16	17	AMPS-CV Build Day, VFW Post
AMPS-CV Meeting	18	19	20	21	22	23	24	
JULY	25	26	27	28	29	30	01	
	02	03	04	05	06	07	08	
	09	10	11	12	13	14	15	
	16	17	18	19	20	21	22	
AMPS-CV Meeting	23	24	25	26	27	28	29	AMPS-CV Build Day, VFW Post
AUGUST	30	31	01	02	03	04	05	
	06	07	08	09	10	11	12	
AMPS-CV Meeting	13	14	15	16	17	18	19	
	20	21	22	23	24	25	26	
SEPTEMBER	27	28	29	30	31	01	02	
	03	04	05	06	07	08	09	
	10	11	12	13	14	15	16	
AMPS-CV Meeting	17	18	19	20	21	22	23	AMPS-CV Build Day, VFW Post
	24	25	26	27	28	29	30	
OCTOBER	01	02	03	04	05	06	07	
	08	09	10	11	12	13	14	ArmorCon, Southbury, CT
	15	16	17	18	19	20	21	
AMPS-CV Meeting	22	23	24	25	26	27	28	
NOVEMBER	29	30	31	01	02	03	04	
	05	06	07	08	09	10	11	
	12	13	14	15	16	17	18	
AMPS-CV Meeting	19	20	21	22	23	24	25	AMPS-CV Build Day/Meeting (FRI), Build Day (SAT), VFW Post
DECEMBER	26	27	28	29	30	01	02	
	03	04	05	06	07	08	09	
	10	11	12	13	14	15	16	
	17	18	19	20	21	22	23	
AMPS-CV Meeting	24	25	26	27	28	29	30	
JANUARY	31	01	02	03	04	05	06	





Italeri British Staghound I
in 1:35 scale
by Alex Valz

"Italeri has really stepped up its game on this one and it's almost a shake and bake worthy of Tamiya. This kit goes together really well. There is a small fret of photo-etch that is easy to attach and looks good. I added two figures from Alpine and Resicast.

The groundwork was done with Clayshay mixed with railroad ballast, gravel, and paint. Liquitex coarse texture mixed with pigment was stippled on top to give it more of a dirt like appearance. Silflor grass tufts were used for vegetation."



Pass and Review from April



Airfix British Cromwell Mk.IV
in 1:35 scale
by Alex Valz

"This is a new release from Airfix in 1/35 scale. The hull and turret sides are all separate and have to be built up so no short cuts here. All parts fit well and require little if any fill. The tracks are link and length and fit well around the road

wheels and sprockets. I painted the tank Tamiya khaki drab and weathered it with artist oil washes and pigments. This is a good start for Airfix and I look forward to building more armor from them."





Flyhawk German Panzer II Ausf.L Luchs
in 1:72 scale
by Ashley Abernathy

There are lots of detail for the scale, including photo-etched brass lifting hooks and engine grill mesh. Fit was good except for the tracks, where the guide teeth did not fit the wheels. Ashley had to clip off the inner run to allow the installation of

the wheels. The gun barrel had too many molding scars to repair and was replaced with two pieces of hypodermic needle. The model was camouflaged with an airbrush and the exhaust was painted by dabbing on colors from the Lifecolor Rust set.



Pass and Review from April



PanzerKampfWagen MK IV 744 (E)
A 13 18th Pz. Div.
Operation Barbarossa
1941

Bronco German Beute-Panzer
A13 744(e)
in 1:35 scale
by Frank Blanton

The figure uniform insignias are by Archer
Fine Transfers.



Pass and Review from April



AFV Club US M88A1
in 1:35 scale
by Frank Blanton

This kit has origins to the early 1990s but still holds up pretty well today. Frank substituted AFV Club separate link tracks (1.5 sets) and 3D printed light cages. The rungs on the lift boom were replaced with

brass wire. The MERDC camouflage was painted by hand.



Pass and Review from April



Tamiya US M18 Hellcat
in 1:35 scale
by Frank Blanton

The M18 was added to a bridge made from plaster and with supporting groundwork made of XPS insulating foam board.





Trumpeter German Beute-Panzer
Panzer KV-1B 756(r)

in 1:35 scale

by Ron Craig

Ron added the rack on the engine deck but
otherwise it is straight from the box.





Kharkov Kordetern Locomotive Plant (KOPZ)
BT-7m (1937)
Light Cavalry, High Speed, T
"Betka"
Unidentified U


Tamiya Soviet BT-7
in 1:35 scale
by Scott Bregi

Scott turned the front wheel by taking out a segment of the tie rod and placed the tracks on the fender to depict traveling mode. The paints are by AK-Interactive and Mission Models. Weathering is done using

dark washes, MIG Productions' Subtle Dirt Filter and some dry pigments. Streaking grime was applied to the wheel hubs. The markings are from Echelon.




Pass and Review from April




Dragon Tiger I
in 1:35 scale
by Scott Holtz

What you see is straight from the box. Dragon includes molded-on Zimmerit, photo-etched brass and a metal tow cable. The brass strip on the bow plate is to repair a spot where the Zimmerit texture was not represented on the kit's part. Scott filled in one of the gunsight apertures to make it

accurate for this version. The arrangement of the exhaust pipe bolt pattern was adjusted to be accurate. Interior radiator parts are included but if installed they are not visible and also interfere with the hatch grates closing.






Tamiya US M40
in 1:35 scale
by Spencer Van Gils

The aftermarket separate link tracks were assembled but shrunk after drying, leaving a gap at the connecting joint. Spencer wanted to leave the hatches open to match the period references he found, but he

could not find a basic interior that would fit the driver's compartment. Instead, the interior will be painted black. A spare track rack was added to the glacis plate. The metal barrel is also from Tamiya.



Pass and Review from April



Ukraine Diorama with RPG Models T80U, Academy M1151 & Meng Pickup in 1:35 scale

by Tabb Tharrington

The T80U includes photo-etched brass parts and lots of detail but has some annoying location pip fit issues, especially on the

turret. The tracks are working, individual links. The track skirts are rubber and the barrel is both plastic and metal. Tabb built a stowage bin from brass and added Aber mesh to the wading snorkel. It was painted with Gunze Sangyo lacquers. The pickup has a Trumpeter generator in the bed and the wheels will be replaced with a set from DEF

Models. The M115 has a new gun turret from Legend, which had panels that had to be sandwiched and soldered together. It was painted with Tamiya NATO acrylic colors. The base foundation is 3/4" plywood and poplar. The groundwork is XPS insulation foam board with AK-Interactive Dark Earth paste and VMS Smart Mud.





AMPS-CV Quartermaster

This page is dedicated to member-recommended products and places to purchase hobby products.

If you have a company you want to add to this list, contact your editor [via the chapter website](#).

Product Manufacturers

[Abteilung 502](#)
[AK-Interactive](#)
[Alliance ModelWorks](#)
[AMMO of Mig Jimenez](#)
[Archer Fine Transfers](#)
[Armand Bayardi](#)
[Badger Airbrush](#)
[Bolddivision](#)
[Copper State Models](#)
[D-Day Miniature Studio](#)
[DN Models](#)
[Echalon Fine Details](#)
[Elefant Corporation](#)
[Eureka XXL](#)
[GasPatch Models](#)
[Hauler](#)
[Heavy Hobby](#)
[Live Resin](#)
[Maus Werx](#)
[Mission Models Paints](#)
[MJ Miniatures](#)
[Modern Masters Metal Effects](#)
[Monroe Perdu Studios](#)
[Panzer Art](#)
[Paracel Miniatures](#)
[Precision Ice and Snow](#)
[RB Model](#)
[ResinScales](#)
[Roch Model](#)
[Scenic Express](#)
[Squadron Hobbies](#)
[Star Decals](#)
[Syren Ship Model](#)
[Track48](#)
[Valkyrie Miniature](#)
[Woodland Scenics](#)

Miscellaneous

[paintRack](#) (mobile app for Android)
[Scale Mates](#)

Hobby Vendors

[Barrel Store](#)
[BNA Model World](#)
[Central Tools](#)
[Dick Blick Art Materials](#)
[Frontline Model Kits & Hobbies](#)
[Gundam Planet](#)
[Hobby Easy](#)
[Hobby Search](#)
[HobbyLink Japan](#)
[HobbyWorld-USA](#)
[Last Cavalry](#)
[Lots of Models](#)
[Lucky Model](#)
[MicroWorld Games, LLC](#)
[MMC Design-Shapeways](#)
[Shapeways 3D Parts](#)
[Sprue Brothers Models](#)