



Ground Power

Central VA Chapter, Armor Modeling & Preservation Society | John Robinson, Editor | Volume 28 No.7

INSIDE THIS ISSUE

- Headlines 1
- AMPS-CV Modeling Build Day2
- Demo: VMS Products 3-5
- AMPS Membership 6
- Upcoming Shows/Events 6-8
- Member Projects 9-14
- Quartermaster 15

UPCOMING CHAPTER EVENTS

JUL 28	Friday pm MEETING: VFW Post 10657 DEMO: 3D Printing by Chip Heusinger
JUL 29	Saturday am/pm MODEL BUILDING DAY 9:00 am - 6:00 pm VFW Post 10657
AUG 18	Friday pm MEETING: VFW Post 10657 DEMO: Camo Netting by Spencer Van Gils
SEP 22	Friday pm MEETING: VFW Post 10657 DEMO: A+B Putty Bedrolls by Ashley Abernathy
SEP 23	Saturday am/pm MODEL BUILDING DAY 9:00 am - 6:00 pm VFW Post 10657

MEETING AGENDA

(segments vary in length)

6:30 OPENING REMARKS, BUSINESS


DEMONSTRATION (~30 min.)

PASS IN REVIEW (~90 min.)

LOCATION

VFW Post 10657
11568 Cedar Lane
Ashland, VA 23005

PRE-MEETING DINNER

 Pizzaro at 5:15 p.m.
9966 Brook Rd.
Glen Allen, VA 23059

AMPS South July update

The AMPS South July newsletter by AMPS South VP Ed Ingersol [can be downloaded here.](#)

AMPS-CV Model Building Days

The next model building day on the schedule is Saturday, July 29 and the following one is September 23. Hours are from 9:00 a.m. to 6:00 p.m. Location is VFW Post 10657.

AMPS-CV Meeting Change In August

Note there is a schedule change in August due to a conflict at the VFW Post. Our meeting will be on Friday, **August 18.**

Americans in Wartime Experience

The 2023 Open House is August 26 & 27. [Find out more here.](#)



Insider access to Fort Lee's Ordnance School

Spencer Van Gils is a volunteer at Fort Lee in Petersburg, VA. If you want to access to the research library there, contact Spencer by finding him on the AMPS-CV Facebook page [or by email.](#) If you don't have a military ID you will have to submit to a security check before you arrive. It is best to visit on weekdays and buddying up a few in one car makes it easier to access the base.

Page 13



Page 14



AMPS-CV BUILD DAY

SATURDAY, JULY 29

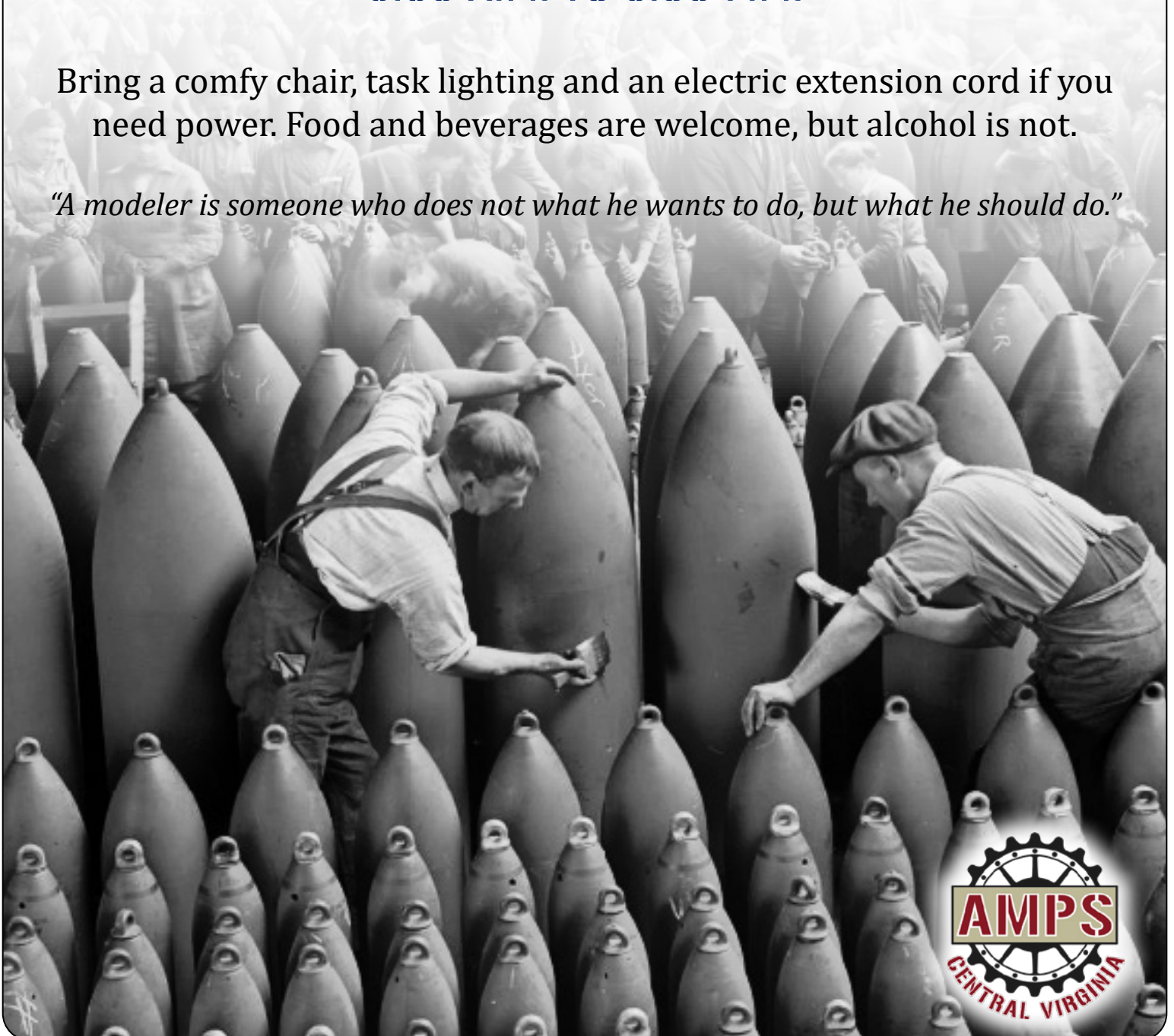
VFW POST 10657

11568 CEDAR LANE - ASHLAND, VA 23005

9:00 A.M. TO 6:00 P.M.

Bring a comfy chair, task lighting and an electric extension cord if you need power. Food and beverages are welcome, but alcohol is not.

"A modeler is someone who does not what he wants to do, but what he should do."



Last Month's Demonstration: VMS Products Overview

by Tabb Tharrington

Vantage Modelling Solutions (VMS) from Poland offers many different products useful in all aspect of modeling. Tabb says the products work as advertised and some have become favorites that are frequently used. All products have [helpful videos on YouTube](#) that demonstrate their use. You can learn about or purchase all the products on www.vms-supplies.com or purchase from the US-based vendor [Michigan Toy Soldier Co.](#)

Slo-mo Retarder Brush

This product slows acrylic paint from drying and greatly reduces brush strokes. Tabb likes this for figure painting. It extends the wetness of Vallejo and Tamiya paints so that mistakes can be corrected and the no brush strokes are present. Use one drop for every drop of paint.

Airbrush Thinners 2.0

Tabb says this is the best acrylic thinner that he's found. It works perfectly for Vallejo and Tamiya paints. You can even

airbrush Vallejo Model Color paint with it, leaving a nice smooth finish when dry. There is also a concentrate but Tabb hasn't tried that yet.

Decal Set & Soften 2 in 1

This is the best decal softener that Tabb has tried. It does not bead up like Micro Scale; it is slightly thicker to perfectly work with a wet decal. It also grabs the decal and pulls it down very effectively. It claims to work on even the thickest decals after a pre-soak.

Empty Bottles

These bottles can store any fluid, even lacquer-based, have a tiny eyedropper built in and don't spill the contents if tipped. Also good for storing CA accelerant.

Continued on next page...



Varnish HD Topcoat (Satin)

This clear varnish is used straight from the bottle without thinner. It's good for smoothing out decal edges. Also comes in Matt and Gloss.

Flexy 5K CA for PE & for DIO

The VMS CA cement is not brittle. The "PE" formula is a gel and sets up in about 30 seconds, so it's good for photo-etched details. The "DIO" formula is thinner. There's also "Black" with even more flexibility and slow setting formulas.

Glue-Remove Debonder

This debonder has a built-in brush and doesn't craze styrene like some debonders.

Metal Prep 4K

This clear primer for metal surfaces is designed to bite the metal so that acrylic paints don't chip off.

Liquid Mask

This mask is a good medium consistency and when dry will peel off in one piece, unlike most other masks.

Clean Slate rmvr 2.0

This will break down acrylic paint very effectively. A separate formula works on enamel paints.

Acrylic Binders

Use the "Finishing Resin" formula for paper tarps and the "Structuring Resin" to mix with pigments to for a paste to apply in clumps on dirty areas of the chassis.

Alkyd Binders

Used with pigments to break surface tension and also extend working time to about 9 hours. Available in "MATT" and "WET FX" (gloss) formulas. Perfect for making pigment washes.

Spot-On Pigments

Dry pigments that come in three different grades: Zero, Fine and Coarse. Also, "washed" formulas are designed as less intense versions of the standard colors.

Smart Mud XL 2.0

This product is moldable but has a texture and takes imprints well, such as track or footprint marks. Tabb doesn't recommend using over untreated foam but it's great over any pre-made earth material.

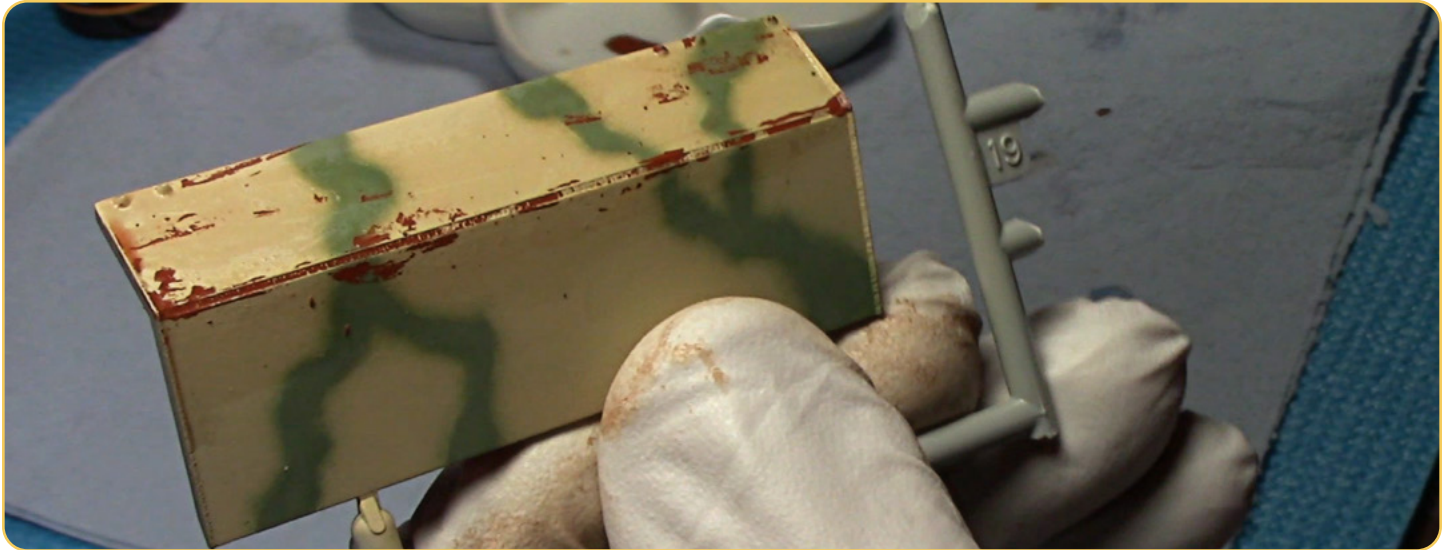


Continued on next page...

Chip and Nick Smart Chipping Paint / Aid

This creates chipped paint effects, but is somewhat the reverse of other techniques that use hairspray or tiny chips with brush. The paint comes in 10 different colors: greys, browns, rusts and greens.

- First paint the model the base color. Then paint the chip colors onto the model, covering all areas where chipping is desired.
- Allow to dry, then use a brush wet with Chip & Nick Aid to remove the chipping paint. The paint will come off in flakes, forming random chips that can be controlled with your brush work.
- Seal it with a clear for the final step.



Paper Shaper

Used with the VMS WFU Modelling Paper you can make scale tarps and the when dry it's rigid and smooth for painting.


- Soak the paper thoroughly in Paper Shaper. Crumple or fold the paper slightly and drape over stowage or structural shapes. Use a soft paintbrush wet with Paper Shaper to shape the paper creases. Allow to dry overnight.
- It works best on unpainted surfaces. You can paint around it later, or remove the part using VMS Clean Slate. Finish with two coats of VMS Acrylic Binders "Finishing Resin" formula and it will prevent any paper grain from showing.



Hull-Tex Cement & Texture

This is a two-part set. The clear cement is first applied by brush to areas to receive texture. Next, the texture bottle dispenses the fine-grain aggregate onto the wet cement. Allow to dry and your texture is done.





2023 International Convention Report • Skill Level Promotions & Masters Honor Roll • Complete Medal Winners Listing • Show Season & Vendors • Local Chapter News & Upcoming Shows

Boresight May/June 2023

- AMPS 2023 Int'l Convention Report by Peter Espada
- Skill Level Promotions and AMPS Masters Honor Roll
- Best ofs and Special Awards
- 2023 Medal Winners at the 2023 Int'l Convention
- Show Season & Vendors by John Rauscher
- Local Chapter News & Upcoming Shows

	1 year	2 years	3 years
USA	\$30	\$55	\$80
Canada/Mexico	\$35	\$65	\$95
International	\$40	\$75	\$110
Junior*	\$15	\$30	\$45
Family**	\$15	\$10	\$15
Digital***	\$25	\$45	\$65

* Juniors: members aged 17 years or younger.
 ** Family: active regular members living at the same address.
 *** Available to International members living outside North America.

Membership includes the society's Boresight magazine that is published six times per year. In it are exclusive articles about armor research and modeling.

Renew or start your AMPS membership online at: www.amps-armor.org

PayPal, Visa and MasterCard accepted

To pay by check or money order, enter your delivery information at right and mail it with your payment to:

AMPS Membership
PO Box 807
Thorn Run Rd.
Moon Township, PA
15108-9998
USA

Name: _____

Address: _____

City: _____

Zip Code: _____

State: _____

Country: _____

Email: _____



ARMORCON

Friday and Saturday October 13th and 14th , 2023

Wyndham Southbury, 1284 Strongtown Rd., Southbury CT 06488
\$129 discount room rates available. Please call 203-653-8179 and ask
for the Armorcon room block. Make reservations by 9/7/23.

WINNING MODELS FROM AMPS CAN BE ENTERED AT ARMORCON!

80 VENDOR TABLES!

AMPS OPEN JUDGING SYSTEM! HUGE RAFFLE WITH GREAT PRIZES!

RESEARCH, MODELING, AND WORKSHOP SEMINARS!

18 ENTRY CATEGORIES! 20 SPECIAL AWARDS!

Friday 11:00 AM to 7:00 PM Saturday 9:00 AM to 4:00 PM

OUR 23rd YEAR!

SHOW THEME – Lend-Lease

Check our website for registration forms, schedule times, seminar times,
and other information. www.nemilmod.org

Brought to you by the **Northeast Military Modelers Association**
An AMPS Regional Show



For Vendor Table Reservation

Matt Toms
68 Morris Street
Naugatuck, CT 06770
203 729-3218
vendors@mail.nemilmod.org

For More Information

www.facebook.com/armorcon
www.nemilmod.org


2023

AMPS-CV monthly meetings occur on the 4th Friday

	S	M	T	W	Th	F	S	
JANUARY	01	02	03	04	05	06	07	
	08	09	10	11	12	13	14	
	15	16	17	18	19	20	21	
AMPS-CV Meeting	22	23	24	25	26	27	28	AMPS-CV Build Day, VFW Post
FEBRUARY	29	30	31	01	02	03	04	
	05	06	07	08	09	10	11	
AMPS-CV Meeting	12	13	14	15	16	17	18	
	19	20	21	22	23	24	25	Old Dominion Open, Richmond, VA
MARCH	26	27	28	01	02	03	04	
	05	06	07	08	09	10	11	AMPS-CV Modeler's Retreat, Fort A.P. Hill, VA
	12	13	14	15	16	17	18	
AMPS-CV Meeting	19	20	21	22	23	24	25	
APRIL	26	27	28	29	30	31	01	
	02	03	04	05	06	07	08	
	09	10	11	12	13	14	15	
	16	17	18	19	20	21	22	
AMPS-CV Meeting	23	24	25	26	27	28	29	
MAY	30	01	02	03	04	05	06	AMPS International Convention, Camp Hill, PA
	07	08	09	10	11	12	13	
	14	15	16	17	18	19	20	
AMPS-CV Meeting	21	22	23	24	25	26	27	
JUNE	28	29	30	31	01	02	03	
	04	05	06	07	08	09	10	
	11	12	13	14	15	16	17	AMPS-CV Build Day, VFW Post
AMPS-CV Meeting	18	19	20	21	22	23	24	
JULY	25	26	27	28	29	30	01	
	02	03	04	05	06	07	08	
	09	10	11	12	13	14	15	
	16	17	18	19	20	21	22	
AMPS-CV Meeting	23	24	25	26	27	28	29	AMPS-CV Build Day, VFW Post
AUGUST	30	31	01	02	03	04	05	
	06	07	08	09	10	11	12	
AMPS-CV Meeting	13	14	15	16	17	18	19	
	20	21	22	23	24	25	26	
SEPTEMBER	27	28	29	30	31	01	02	
	03	04	05	06	07	08	09	
	10	11	12	13	14	15	16	
AMPS-CV Meeting	17	18	19	20	21	22	23	AMPS-CV Build Day, VFW Post
	24	25	26	27	28	29	30	
OCTOBER	01	02	03	04	05	06	07	
	08	09	10	11	12	13	14	ArmorCon, Southbury, CT
	15	16	17	18	19	20	21	
AMPS-CV Meeting	22	23	24	25	26	27	28	
NOVEMBER	29	30	31	01	02	03	04	
	05	06	07	08	09	10	11	
	12	13	14	15	16	17	18	
AMPS-CV Meeting	19	20	21	22	23	24	25	AMPS-CV Build Day/Meeting (FRI), Build Day (SAT), VFW Post
DECEMBER	26	27	28	29	30	01	02	
	03	04	05	06	07	08	09	
	10	11	12	13	14	15	16	
	17	18	19	20	21	22	23	
AMPS-CV Meeting	24	25	26	27	28	29	30	
JANUARY	31	01	02	03	04	05	06	




Pass and Review from June



Miniart US M3 Lee “Sahara”
in 1:35 scale
by Alex Valz

This kit has lots of parts, but only includes basic interior components and is not sufficient for an open hatch display. The kit includes five figures of the crew featured in the “Sahara” movie from 1995.



Pass and Review from June



Tamiya British Valentine Mk.III
in 1:35 scale
by Frank Blanton

This recent release from Tamiya goes together well and has link and length tracks. There are ejector-pin marks on some track links but they are easily scraped off with a curved scalpel and a little sanding. The exhaust outlet is a metal replacement from a long-forgotten

manufacturer (Moskit?). The kit's coaxial machine gun barrel was replaced with a metal one. The figures are from the kit but are a little rough. Frank added wire to the communication devices. The model will be wearing the Caunter camouflage scheme.



Pass and Review from June




Tamiya US M41 Walker Bulldog
in 1:35 scale
by Frank Blanton

This is an OOB build as a favor to a former member of Frank's VA National Guard unit. No aftermarket was added but the motorization holes and open sponsons were filled in. The kit's vinyl tracks and white star markings were used but custom unit

numbers were created by Decalmaniacs. The base is a simple foam base with textured groundwork and grass tufts. It was painted Mission Models Olive Drab and a liquid pigment wash applied for weathering.







Takom US M103A1
in 1:35 scale
by Glen Martin

The fit and detail of the kit is very good, although there are a lot of parts, most of which are dedicated to the tracks. There is a former provided for the track assembly. Glen decided to assemble each track link (5 parts) individually instead of the short runs

recommended in the instructions. Careful application of glue results in workable track. The underside of the fenders contain many ejector-pin marks.


Glen's in-box review of this kit is available on the [AMPS website](https://www.ampsc.org).





Tamiya Soviet T-34 Mod.43
in 1:35 scale
by Winston Gould

Winston used a mixture of wheels to match the appearance of this tank in the field. Otherwise, it's an OOB build.





Tamiya Soviet T-34 Mod.42
in 1:35 scale
by Winston Gould

Winston used both the early, rectangular external fuel tanks as well as the later, cylindrical ones. It was painted with Vallejo Russian Green 480 from their Hobby Paint

Spray line and a winter whitewash was hand-applied with Panzer Aces German White.





AMPS-CV Quatermaster

This page is dedicated to member-recommended products and places to purchase hobby products.

If you have a company you want to add to this list, contact your editor [via the chapter website](#).

Product Manufacturers

[Abteilung 502](#)
[AK-Interactive](#)
[Alliance ModelWorks](#)
[AMMO of Mig Jimenez](#)
[Archer Fine Transfers](#)
[Armand Bayardi](#)
[Badger Airbrush](#)
[Bolddivision](#)
[Copper State Models](#)
[D-Day Miniature Studio](#)
[DN Models](#)
[Echalon Fine Details](#)
[Elefant Corporation](#)
[Eureka XXL](#)
[GasPatch Models](#)
[Hauler](#)
[Heavy Hobby](#)
[Live Resin](#)
[Maus Werx](#)
[Mission Models Paints](#)
[MJ Miniatures](#)
[Modern Masters Metal Effects](#)
[Monroe Perdu Studios](#)
[Panzer Art](#)
[Paracel Miniatures](#)
[Precision Ice and Snow](#)
[RB Model](#)
[ResinScales](#)
[Roch Model](#)
[Scenic Express](#)
[Slater Plastikard](#)
[Squadron Hobbies](#)
[Star Decals](#)
[Syren Ship Model](#)
[Track48](#)
[Valkyrie Miniature](#)
[Woodland Scenics](#)

Miscellaneous

[paintRack](#) (mobile app for Android)
[Scale Mates](#)

Hobby Vendors

[Barrel Store](#)
[BNA Model World](#)
[Central Tools](#)
[Dick Blick Art Materials](#)
[Frontline Model Kits & Hobbies](#)
[Gundam Planet](#)
[Hobby Easy](#)
[Hobby Search](#)
[HobbyLink Japan](#)
[HobbyWorld-USA](#)
[Last Cavalry](#)
[Lots of Models](#)
[Lucky Model](#)
[MicroWorld Games, LLC](#)
[MMC Design-Shapeways](#)
[Shapeways 3D Parts](#)
[Sprue Brothers Models](#)