



Ground Power

Central VA Chapter, Armor Modeling & Preservation Society | John Robinson, Editor | Volume 28 No.9

INSIDE THIS ISSUE

- Headlines 1
- AMPS Membership 2
- Upcoming Shows/Events 3-5
- AMPS-CV Workbench 6
- Member Projects 7-14
- Quartermaster 15

UPCOMING CHAPTER EVENTS

SEP 22	Friday pm MEETING: VFW Post 10657 DEMO: A+B Putty Bedrolls by Ashley Abernathy
SEP 23	Saturday am/pm MODEL BUILDING DAY 9:00 am - 6:00 pm VFW Post 10657
OCT 27	Friday pm MEETING: VFW Post 10657 DEMO: TBD by TBD
NOV 24	Friday am/pm MODEL BUILDING DAY 9:00 am - 6:00 pm VFW Post 10657
NOV 24	Friday pm MEETING: VFW Post 10657 DEMO: Figure Painting by Tom Jett

MEETING AGENDA

(segments vary in length)
6:30 OPENING REMARKS, UPDATES
DEMONSTRATION (~30 min.)
PASS IN REVIEW (~90 min.)

LOCATION

VFW Post 10657
 11568 Cedar Lane
 Ashland, VA 23005

PRE-MEETING DINNER

Pizzaro at 5:15 p.m.
 9966 Brook Rd.
 Glen Allen, VA 23059

Open House and AMPS-CV Display at the Americans In Wartime

Thanks to everyone that braved the heat to man our display at this event last month.
Photos below by Winston Gould (top) and Chip Heusinger.



AMPS-CV Model Building Days

Model building days are scheduled for September and November. See pages 3 & 5 for details.

AMPS-CV Model Building Retreat: April 30-May 5

The Fort A.P. Hill Lodge and Hill Top Cabin has been reserved for the event. Rates will be confirmed in the December-January time frame.

2025 IPMS-USA National Convention

IPMS Tidewater has secured a bid to host this event on August 6-9, 2025 at the Hampton Roads Convention Center.



BORESIGHT
THE AMPS MEMBERSHIP MAGAZINE JULY / AUGUST 2023

Glory to the Heroes! • Modeling with Coffee • The Battered Shermans of Bastogne • Book Review: Dunkirk Evacuation Operation Dynamo • Know Your Officer • Local Chapter News & Upcoming Shows

Boresight July/August 2023

“Glory to the Heroes” Ukrainian BMP-1
by Greg Beckman

Modeling with Coffee by Brian Eberle

The Battered Shermans of Bastogne
by John Kirkpatrick

Dunkirk Evacuation Operation Dynamo Book Review
by the Editor

Know Your Officer: Neil Stokes, 1st VP, by the Editor

Local Chapter News & Upcoming Shows by the Editor

	1 year	2 years	3 years
USA	\$30	\$55	\$80
Canada/Mexico	\$35	\$65	\$95
International	\$40	\$75	\$110
Junior*	\$15	\$30	\$45
Family**	\$15	\$10	\$15
Digital***	\$25	\$45	\$65

* Juniors: members aged 17 years or younger.

** Family: active regular members living at the same address.

*** Available to International members living outside North America.

Membership includes the society’s Boresight magazine that is published six times per year. In it are exclusive articles about armor research and modeling.

Renew or start your AMPS membership online at: www.amps-armor.org

PayPal, Visa and MasterCard accepted

To pay by check or money order, enter your delivery information at right and mail it with your payment to:

AMPS Membership
PO Box 807
Thorn Run Rd.
Moon Township, PA
15108-9998
USA

Name: _____

Address: _____

City: _____

Zip Code: _____

State: _____

Country: _____

Email: _____



AMPS-CV BUILD DAY

SATURDAY, SEPTEMBER 23

VFW POST 10657

11568 CEDAR LANE - ASHLAND, VA 23005

9:00 A.M. TO 6:00 P.M.

Bring a comfy chair, task lighting and an electric extension cord if you need power. Food and beverages are welcome, but alcohol is not.

"Do what you can, with what you have, where you are." – Theodore Roosevelt



ARMORCON

Friday and Saturday October 13th and 14th , 2023

Wyndham Southbury, 1284 Strongtown Rd., Southbury CT 06488
\$129 discount room rates available. Please call 203-653-8179 and ask
for the Armorcon room block. Make reservations by 9/7/23.

WINNING MODELS FROM AMPS CAN BE ENTERED AT ARMORCON!

80 VENDOR TABLES!

AMPS OPEN JUDGING SYSTEM! HUGE RAFFLE WITH GREAT PRIZES!

RESEARCH, MODELING, AND WORKSHOP SEMINARS!

18 ENTRY CATEGORIES! 20 SPECIAL AWARDS!

Friday 11:00 AM to 7:00 PM Saturday 9:00 AM to 4:00 PM

OUR 23rd YEAR!

SHOW THEME – Lend-Lease

Check our website for registration forms, schedule times, seminar times,
and other information. www.nemilmod.org

Brought to you by the **Northeast Military Modelers Association**
An AMPS Regional Show



For Vendor Table Reservation

Matt Toms
68 Morris Street
Naugatuck, CT 06770
203 729-3218
vendors@mail.nemilmod.org

For More Information

www.facebook.com/armorcon
www.nemilmod.org



		2023						
		S	M	T	W	Th	F	S
JANUARY	01	02	03	04	05	06	07	
	08	09	10	11	12	13	14	
	15	16	17	18	19	20	21	
AMPS-CV Meeting	22	23	24	25	26	27	28	AMPS-CV Build Day, VFW Post
FEBRUARY	29	30	31	01	02	03	04	
	05	06	07	08	09	10	11	
AMPS-CV Meeting	12	13	14	15	16	17	18	
	19	20	21	22	23	24	25	Old Dominion Open, Richmond, VA
MARCH	26	27	28	01	02	03	04	
	05	06	07	08	09	10	11	AMPS-CV Modeler's Retreat, Fort A.P. Hill, VA
	12	13	14	15	16	17	18	
AMPS-CV Meeting	19	20	21	22	23	24	25	
APRIL	26	27	28	29	30	31	01	
	02	03	04	05	06	07	08	
	09	10	11	12	13	14	15	
	16	17	18	19	20	21	22	
AMPS-CV Meeting	23	24	25	26	27	28	29	
MAY	30	01	02	03	04	05	06	AMPS International Convention, Camp Hill, PA
	07	08	09	10	11	12	13	
	14	15	16	17	18	19	20	
AMPS-CV Meeting	21	22	23	24	25	26	27	
JUNE	28	29	30	31	01	02	03	
	04	05	06	07	08	09	10	
	11	12	13	14	15	16	17	AMPS-CV Build Day, VFW Post
AMPS-CV Meeting	18	19	20	21	22	23	24	
JULY	25	26	27	28	29	30	01	
	02	03	04	05	06	07	08	
	09	10	11	12	13	14	15	
	16	17	18	19	20	21	22	
AMPS-CV Meeting	23	24	25	26	27	28	29	
AUGUST	30	31	01	02	03	04	05	
	06	07	08	09	10	11	12	
AMPS-CV Meeting	13	14	15	16	17	18	19	
	20	21	22	23	24	25	26	Americans in Wartime Museum Open House, Nokesville, VA
SEPTEMBER	27	28	29	30	31	01	02	
	03	04	05	06	07	08	09	
	10	11	12	13	14	15	16	
AMPS-CV Meeting	17	18	19	20	21	22	23	AMPS-CV Build Day, VFW Post
	24	25	26	27	28	29	30	
OCTOBER	01	02	03	04	05	06	07	
	08	09	10	11	12	13	14	ArmorCon, Southbury, CT
	15	16	17	18	19	20	21	
AMPS-CV Meeting	22	23	24	25	26	27	28	
NOVEMBER	29	30	31	01	02	03	04	
	05	06	07	08	09	10	11	
	12	13	14	15	16	17	18	
AMPS-CV Meeting	19	20	21	22	23	24	25	AMPS-CV Build Day/Meeting (FRI), VFW Post
DECEMBER	26	27	28	29	30	01	02	
	03	04	05	06	07	08	09	
	10	11	12	13	14	15	16	
	17	18	19	20	21	22	23	
AMPS-CV Meeting	24	25	26	27	28	29	30	
JANUARY	31	01	02	03	04	05	06	





AMPS-CV Workbench:

Takom US M103A2

in 1:35 scale

by Mike Petty

"I need to do a bit of cleanup and finish the weathering so I can get this project off the bench. Glen did a great review of the

M103A1 kit. For the most part the M103A2 builds much the same. There are a couple of difference in the kits. First, TAKOM did a good job of replicating the T107 track used on the M103A2. This is different track than on the M0103A1. They also did a very good job on replicating the M60 like engine deck and rear grill doors. Like with many kits

there are a couple of areas which causes you to scratch your head. These are the lack of a power cable of the search light. I used .030" lead wire. And, they included a very nice aluminum barrel, but it doesn't work with the canvas mantlet cover. Not sure what they were thinking."

Mike's in-box review is on AMPS-Armor.org

Pass and Review from August



Academy German Panzer IV Ausf.H
in 1:35 scale
by Glen Martin

Fit and detail is very good. Glen said the only filler needed was underneath the track fenders. The hull Schürzen fit perfectly, but the turret brackets needed lots of manipulation to get them correct.

Glen's in-box review can be read on the [AMPS website](#).



Pass and Review from August



Asuka US M4A1 Sherman
in 1:35 scale
by Frank Blanton

This build was started years ago. Frank sprayed dark shading at the color boundaries but thinks it might need toning down. The tracks are individual

link upgrades from AFV Club. The turret star is a decal but the remaining markings are from using stencils. The stowage are miscellaneous pieces from the spares box.



Pass and Review from August




Asuka US M4A1 Sherman
in 1:35 scale
by Frank Blanton

The front lights have MV Product lens upgrades and the tow cable is made from twisted wire. Light socket caps were added to the brush guards. The tracks are one-piece soft styrene versions from the kit.

Here's a link to a scale model podcast from Australia, On The Bench. David Vickers is interviewed regarding the AMPS judging criteria. Give it a listen while at your Bench. --Frank Blanton
otbmodellerspodcast.libsyn.com



Pass and Review from August



Tamiya British Valentine Mk.II/IV
in 1:35 scale
by Frank Blanton

The tow cable ends are from the spares box and the cable is twisted wire. The exhaust is a metal part from a forgotten manufacturer (Moskit?). The front lights were wired. Mission Model paints were used for the Caunter camouflage, although

Frank thinks the colors were a bit too blue and used a green filter to shift the hue. Tamiya tape was used to mask and spray the scheme. Tamiya Panel Line Accent Color was applied for dark shadows and the kit decals were used.



Pass and Review from August



Academy Soviet T-34
in 1:35 scale
by Craig Ashby

The kit's turret hand holds were replaced with new ones made from styrene rod and strip. A new roof line weld was made from putty. The track cleat strap rings were replaced with wire. The kit's casting texture

was a bit overdone, so Craig knocked it back by sanding. The tracks and wheels were assembled as one piece, allowing the whole unit to be removed and painted.



Pass and Review from August



Takom US M247 Sgt. York
in 1:35 scale
by Scott Bregi

The model is ready for paint. The kit tracks were installed but were very fiddly. Many weld lines were added with Slater's .010" rod. Photo-etched brass tie down loops on the turret stowage rack were separate

and had to be carefully measured out and installed. The antenna bases are 3D printed upgrades. The phone box conduit was added with wire.






Dragon German Tiger I (late)
in 1:35 scale
by Scott Holtz

The kit has Zimmerit molded into the parts. Scott has built this straight from the box. The kit decals were applied with Tamiya Mark Fit Strong solution, which allowed the decals to settle perfectly into the Zimmerit.




Pass and Review from August



Miniart US M3 Lee Mid Production
in 1:35 scale
by Tom Jett

Tom wanted to build a mid-production Lee before a kit was available, so it was assembled from parts from early and late production kits. There are many parts - many small and fiddly - that require lots of

work cleaning, building and painting. Initial painting is done and weathering has begun but there's much more left. The marking were painted on.





AMPS-CV Quatermaster

This page is dedicated to member-recommended products and places to purchase hobby products.

If you have a company you want to add to this list, contact your editor [via the chapter website](#).

Product Manufacturers

[Abteilung 502](#)
[AK-Interactive](#)
[Alliance ModelWorks](#)
[AMMO of Mig Jimenez](#)
[Archer Fine Transfers](#)
[Armand Bayardi](#)
[Badger Airbrush](#)
[Bolddivision](#)
[Copper State Models](#)
[D-Day Miniature Studio](#)
[DN Models](#)
[Echalon Fine Details](#)
[Elefant Corporation](#)
[Eureka XXL](#)
[GasPatch Models](#)
[Hauler](#)
[Heavy Hobby](#)
[Live Resin](#)
[Maus Werx](#)
[Mission Models Paints](#)
[MJ Miniatures](#)
[Modern Masters Metal Effects](#)
[Monroe Perdu Studios](#)
[Panzer Art](#)
[Paracel Miniatures](#)
[Precision Ice and Snow](#)
[RB Model](#)
[ResinScales](#)
[Roch Model](#)
[Scenic Express](#)
[Slater Plastikard](#)
[Squadron Hobbies](#)
[Star Decals](#)
[Syren Ship Model](#)
[Track48](#)
[Valkyrie Miniature](#)
[Woodland Scenics](#)

Miscellaneous

[paintRack](#) (mobile app for Android)
[Scale Mates](#)

Hobby Vendors

[Barrel Store](#)
[BNA Model World](#)
[Central Tools](#)
[Dick Blick Art Materials](#)
[Frontline Model Kits & Hobbies](#)
[Gundam Planet](#)
[Hobby Easy](#)
[Hobby Search](#)
[HobbyLink Japan](#)
[HobbyWorld-USA](#)
[Last Cavalry](#)
[Lots of Models](#)
[Lucky Model](#)
[MicroWorld Games, LLC](#)
[MMC Design-Shapeways](#)
[Shapeways 3D Parts](#)
[Sprue Brothers Models](#)